



# «HANDMADE TOYS» AS A NEW PROCEDURE

538856-LLP-1-2013-1-DE-  
GRUNDTVIG-GMP

# WHY?

BECAUSE;

Our inmates are women,

Women need to gain their self-esteem\*(s1),  
adapt social life and gain an occupation\*(s2)(s3),

Most of the women have a child or  
grandkid\*(s4),

There are children staying with their mothers in  
prison,

These children in prison need toys.

## 29. Reasons for deciding to participate in prison educational activities

Response	Chart	Percentage	Count
To satisfy my desire to learn		22.5%	23
To learn about a new subject		15.7%	16
To spend my time doing something useful		55.9%	57
To pass an exam		4.9%	5
To improve previous grades		4.9%	5
Because I wanted to be part of the social environment at the school		9.8%	10
Because I had friends going to school		1.0%	1
Because I was encouraged to study		8.8%	9
To get more free time during the day		12.7%	13
To improve my self-esteem		22.5%	23

# GOALS

To develop creativity

To gain occupational skills

To spend qualified time in prison\*(s1)


To relax psychologically

To strengthen family relationships(spending more time with their children)\*(s3)








To gain money after being released(work in companies that produces toys, touristic and gift goods)

To strengthen the emotion of social responsibility

## 7. Profession (occupation)

Response	Chart	Percentage	Count
Yes please specify...		38.2%	47
No		61.8%	76
		<b>Total Responses</b>	<b>123</b>

## 39. I have plans when released

Response	Chart	Percentage	Count
I have no future plans		2.4%	3
Working		65.3%	81
Studying		15.3%	19
Rehabilitation programs		1.6%	2
Starting over		50.8%	63
Reactivate family bonds		51.6%	64
Other, please specify...		0.0%	0
		<b>Total Responses</b>	<b>124</b>

## 5a. Children

Response	Chart	Percentage	Count
No		30.1%	37
Yes: Child 1: year of birth		22.8%	28
Yes: Child 2: year of birth		17.1%	21
Yes: Child 3: year of birth		16.3%	20
Yes: Child 4: year of birth		7.3%	9
Yes: Child 5: year of birth		4.1%	5
Yes: Others: years of birth		2.4%	3
		<b>Total Responses</b>	<b>123</b>

# TIMELINE

FEBRUARY-MARCH- APRIL- MAY

Two days in a week

Four hours in a day

Total 64 hours



# TARGET GROUP

Volunteered,









A group of max 12 inmates,

Between the ages 21-59, \*(s5)(s6)

Sentenced prisoner, \*(s7)

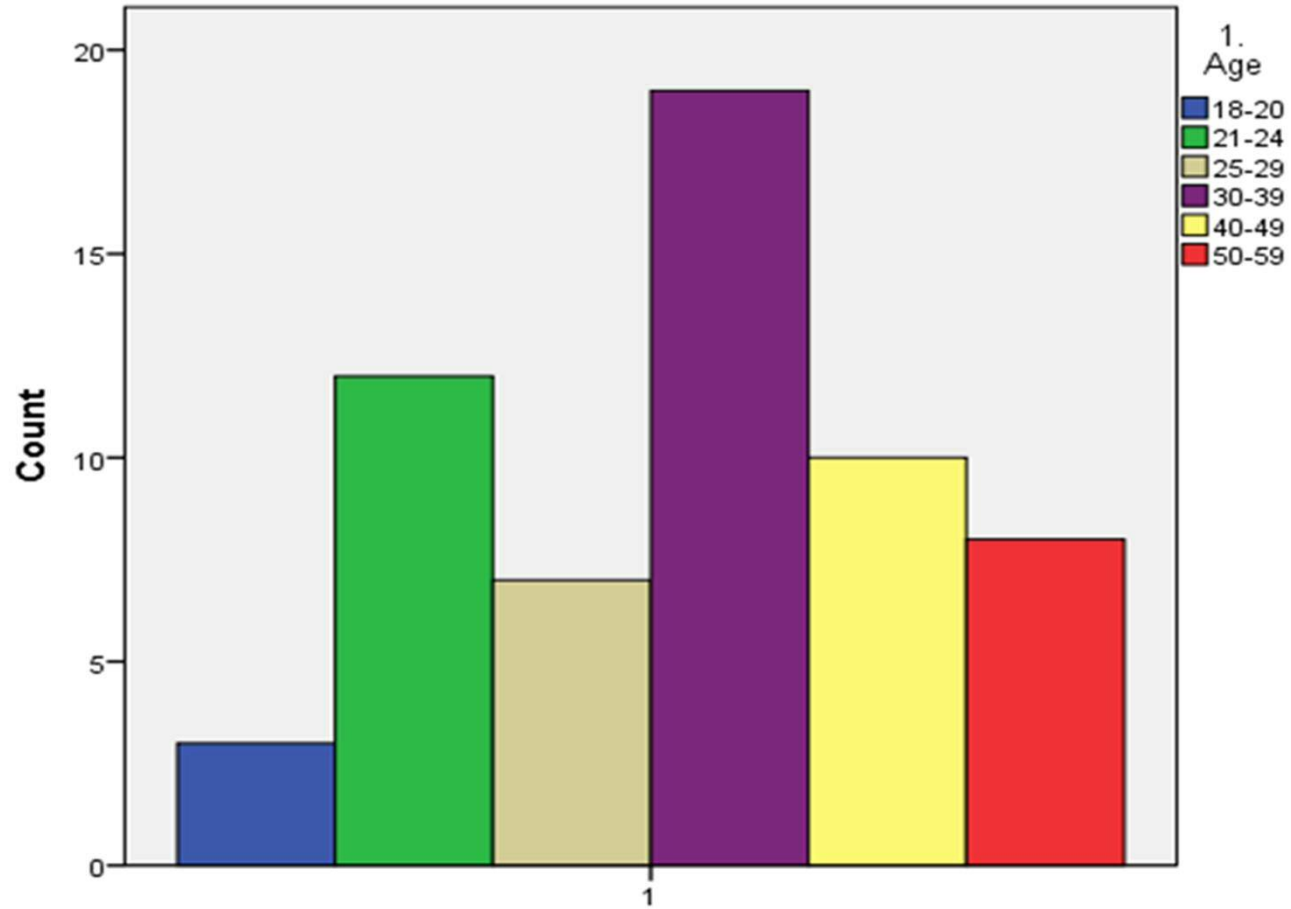
s5

## 1. Age

Response	Chart	Percentage	Count
under 18		0.8%	1
18-20		5.6%	7
21-24		14.5%	18
25-29		14.5%	18
30-39		34.7%	43
40-49		17.7%	22
50-59		11.3%	14
over 60		0.8%	1
		<b>Total Responses</b>	<b>124</b>

s6

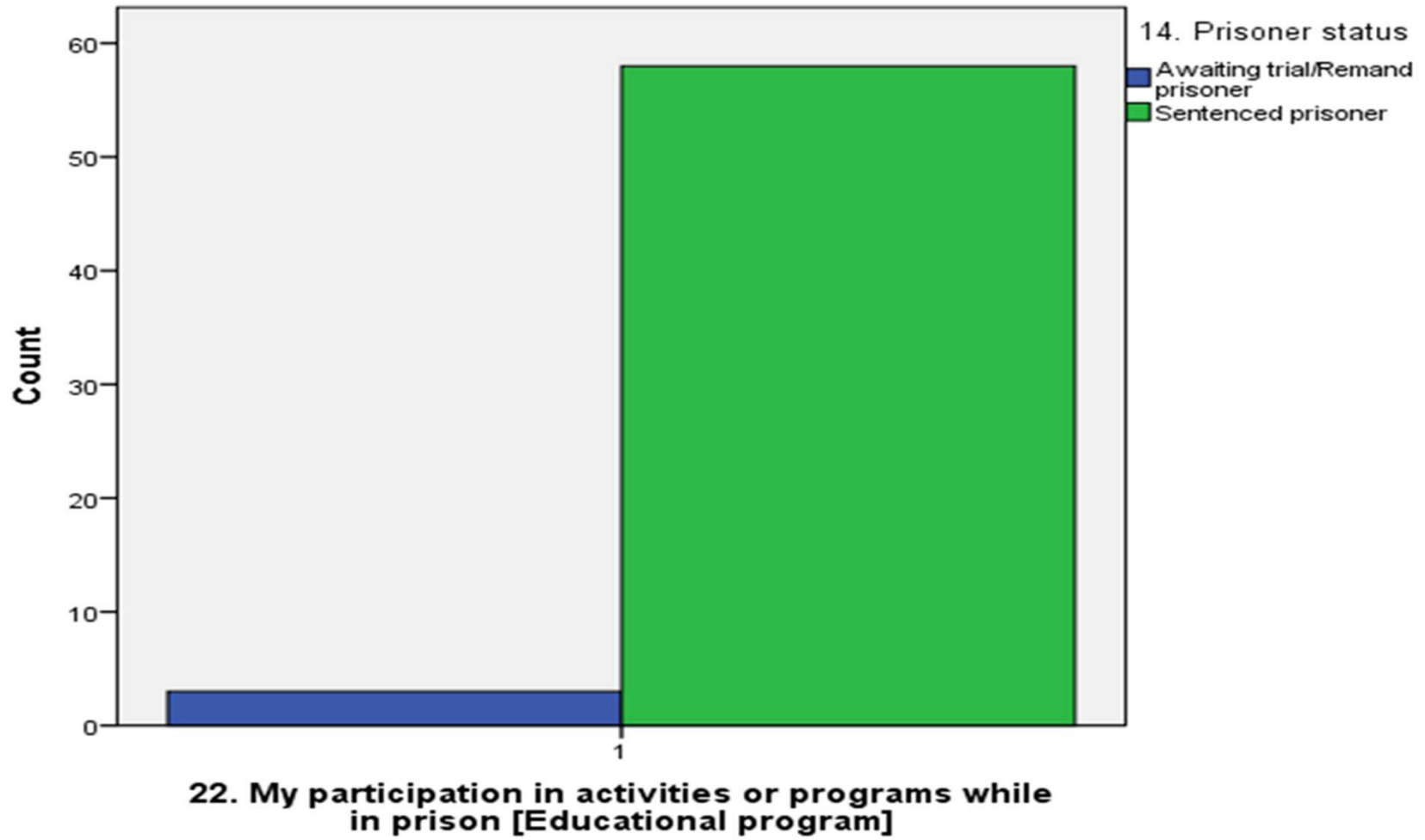
Bar Chart



27. My participation in prison educational activities  
[Vocational training without qualification]

s7

Bar Chart



# PROCEDURE

Providing needed materials(pieces of old clothes, felt, paint, fiber, fabric pieces, needle, colorful ropes, sock, gloves, cotton etc.)

Organizing an education area,

Identifying volunteered inmates(making interviews and giving information about the content of this education programme),

Finding a trainer,

Planning the budget,

Organizing the distribution of toys.

# ADVANTAGES

Materials are;

Harmless(according to prison rules dangerous materials are forbidden, but the materials for making handmade toys are safe),

Accessible,

Appropriate cost.

There are about 30 children staying with their mothers in prison.

# DISADVANTAGES

Dispatch,

Give up education

Handmade toys education could be given by;

Public Training Centers,

NGO's,

Volunteered students from university(child development department, crafts education department etc)



After completing the education programme, they'll be given certificate of participation by our institution.