

Q1 Cyprus

* Filtered: Country = "Cyprus"

Researcher Name

Response	Count
	14 responses

Country

Response	Count
	14 responses






Prison Name

Response	Count
	14 responses


Form No

Response	Count
	14 responses

1. Age

Response	Count	
21-24	1 7.1%	
25-29	3 21.4%	
30-39	6 42.9%	
40-49	3 21.4%	
50-59	1 7.1%	
<i>Total: 14</i>		





2. Nationality

Response	Count	
EU national, which country?	13 100.0%	
<i>Total: 13</i>		





3. Mother-tongue

Response	Count
11 responses	

4. Marital status



Response	Count	
Single	6 42.9%	
Married	4 28.6%	
Divorced	3 21.4%	
Widow	1 7.1%	
<i>Total: 14</i>		

5a. Children





Response	Count	
No	5 35.7%	
Yes: Child 1: year of birth	2 14.3%	
Yes: Child 2: year of birth	6 42.9%	
Yes: Child 3: year of birth	1 7.1%	
<i>Total: 14</i>		

5b Custody of children



Response	Count
----------	-------

Response	Count	
No custody	10 90.9%	
Yes (of how many?)	1 9.1%	
<i>Total: 11</i>		





6. Educational background

Response	Count	
Primary school	1 7.1%	
Secondary school	8 57.1%	
Higher education (including university)	4 28.6%	
Vocational training	1 7.1%	
<i>Total: 14</i>		

7. Profession (occupation)

Response	Count	
Yes please specify...	9 64.3%	
No	5 35.7%	
<i>Total: 14</i>		

8. Employment history

Response	Count	
Yes: (years in total)	5 38.5%	
a: temporary jobs (number/length in total)	1 7.7%	
Limited	5 38.5%	
None	2 15.4%	

Response	Count
<i>Total: 13</i>	

9. My hobbies/ skills/interests:

Response	Count
Housekeeping	6 42.9%
Children	7 50.0%
Cooking	6 42.9%
Sewing	2 14.3%
Sports	4 28.6%
Handicraft	3 21.4%
Arts/Music	4 28.6%
Gardening	3 21.4%
Animals	2 14.3%
Reading	3 21.4%
Writing	2 14.3%
Acting / Theater	1 7.1%
Computers, gaming, chatting	4 28.6%
<i>Total: 14</i>	

10. Income

Response	Count
Studying	1 7.1%
Working	9 64.3%
Unemployed	3 21.4%
Social benefits	1 7.1%

Response	Count
<i>Total: 14</i>	










11. Accommodation

Response	Count
Single household	5 35.7%
Family housing	9 64.3%
<i>Total: 14</i>	



12. Social network

Response	Count
I have a supportive social network. The most important persons to me are: a) family	13 100.0%
I have a supportive social network. The most important persons to me are: b) children	5 38.5%
I have a supportive social network. The most important persons to me are: c) partner	3 23.1%
I have a supportive social network. The most important persons to me are: d) relatives	2 15.4%
I do not have close relationships to people with criminal background	5 38.5%
I do not have close relationships to people with substance abuse background	5 38.5%
Some close relationships induce me to the criminal behavior	1 7.7%
<i>Total: 13</i>	

13. Violence background

Response	Count	
I have not experienced domestic violence in close relationships	8 61.5%	
I have not experienced domestic violence in childhood	7 53.8%	
I have not experienced any violence	10 76.9%	
I have not been abused (bullied) in school	7 53.8%	
I have experienced domestic violence in close relationships: a) physical violence	3 23.1%	
I have experienced domestic violence in close relationships: d) rape	1 7.7%	
I have experienced domestic violence in childhood: a) physical violence	1 7.7%	
<u>I have experienced domestic violence in childhood: f) Other, please specify...</u>	1 7.7%	
I have experienced violence: a) physical violence	2 15.4%	
<i>Total: 13</i>		

14. Prisoner status

Response	Count	
Sentenced prisoner	9 64.3%	
Awaiting trial/Remand prisoner	5 35.7%	
<i>Total: 14</i>		

15. Placement in prison

Response	Count	
Normal department	14 100.0%	
Female-only section	12 85.7%	
<i>Total: 14</i>		

16. Length of current sentence

Response	Count	
1 months - 3 months	2 14.3%	
6 months - 1 year	2 14.3%	
3 years - 5 years	1 7.1%	
5 years - 9 years	4 28.6%	
Life	1 7.1%	
Unknown	4 28.6%	
<i>Total: 14</i>		



17. Number of previous prison sentences

Response	Count	
First sentence	9 69.2%	
<u>Several sentences. How many?</u>	4 30.8%	
<i>Total: 13</i>		


18A. Prison - Closed Prison

No data available to display







18B. Prison - Open Prison

Response	Count	
Men's prison: women's wing/dept	1 50.0%	
Women's prison	1 50.0%	
<i>Total: 2</i>		




19. I have a Sentence Plan


Response	Count	
No	14 100.0%	
<i>Total: 14</i>		

20. What kind of help did you need/would have needed when you first arrived in prison?







Response	Count	
Substance abuse intervention	2 15.4%	
Health/mental care	2 15.4%	
Family issues	3 23.1%	
Employment	3 23.1%	
Studying	2 15.4%	
Language	3 23.1%	
<i>Total: 13</i>		

21. Did you get the help you needed








Response	Count	
No	11 78.6%	
Yes: a) Substance abuse intervention	2 14.3%	
Yes: f) Employment	2 14.3%	

Response	Count	
Yes: g) Studying	1 7.1%	
<i>Total: 14</i>		






22. My participation in activities or programs while in prison

Response	Count	
I do not participate in activities	4 28.6%	
Educational program	2 14.3%	
Prison work	8 57.1%	
Family support	1 7.1%	
Sport	2 14.3%	
Cultural activities	1 7.1%	
<i>Total: 14</i>		

23. My wishes for prison activities or programs

Response	Count	
I am not interested in participating in activities	2 16.7%	
Educational program	4 33.3%	
Substance abuse program	1 8.3%	
Psychological rehabilitation	5 41.7%	
Prison work	5 41.7%	
Family support program	3 25.0%	
Health care program	1 8.3%	
<i>Total: 12</i>		

24. Does prison offer activities that meet my needs

Response	Count	Count	
totally	1	7.7%	
mainly	1	7.7%	
few	4	30.8%	
not at all	3	23.1%	
not sure	4	30.8%	
<i>Total: 13</i>			



25. Self-rated ICT, reading/writing and mathematics skills

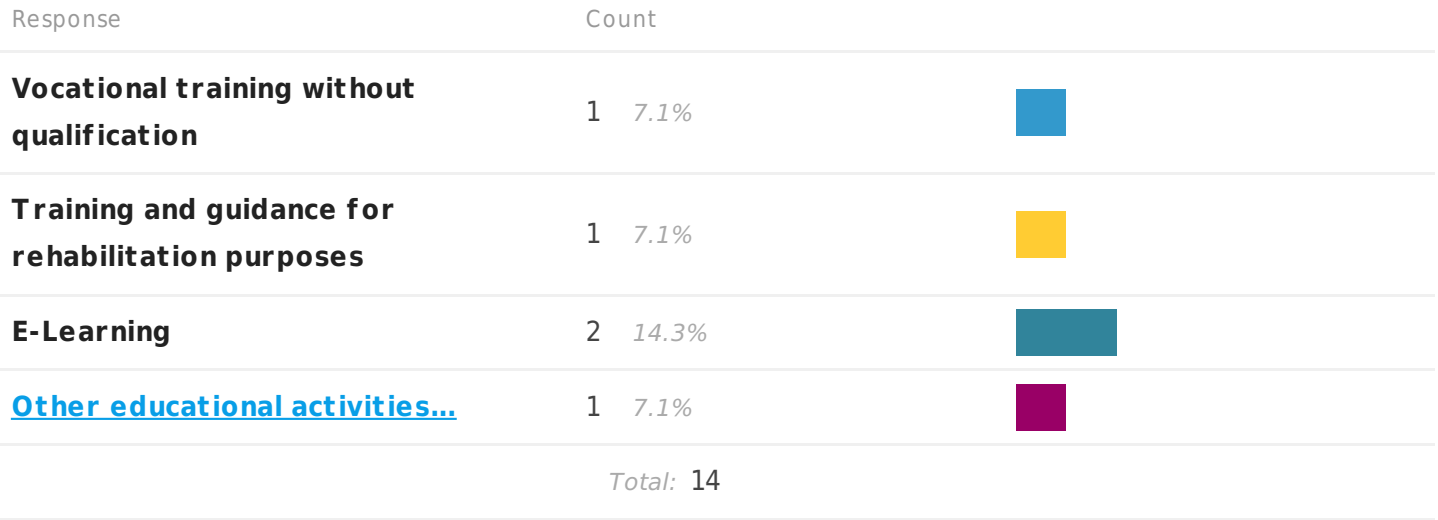
Variable	Very good	Good	Poor	Very poor	Not applicable	
ICT skills	3 21.4%	8 57.1%	2 14.3%	1 7.1%	0 0.0%	<i>Total: 14</i>
Reading/writing skills	6 42.9%	6 42.9%	1 7.1%	1 7.1%	0 0.0%	<i>Total: 14</i>
Mathematics skills	3 21.4%	7 50.0%	1 7.1%	3 21.4%	0 0.0%	<i>Total: 14</i>

26. Self-rated literacy and numeracy difficulties

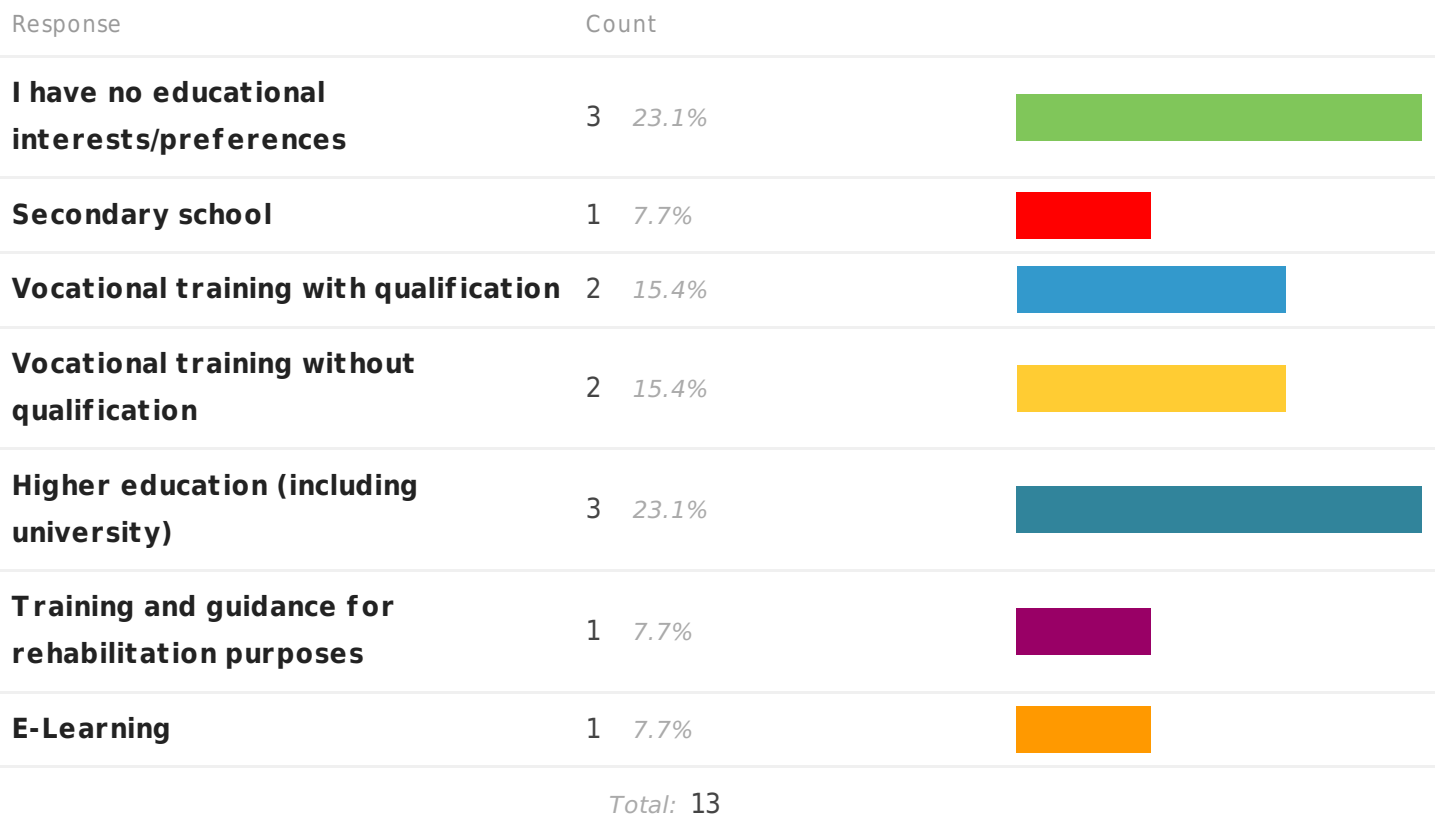
Variable	None	Some	Serious	
Literacy difficulties	9 64.3%	5 35.7%	0 0.0%	<i>Total: 14</i>
Numeracy difficulties	7 50.0%	6 42.9%	1 7.1%	<i>Total: 14</i>

27. My participation in prison educational activities


Response	Count	
I am not participating	8 57.1%	
Primary school	2 14.3%	

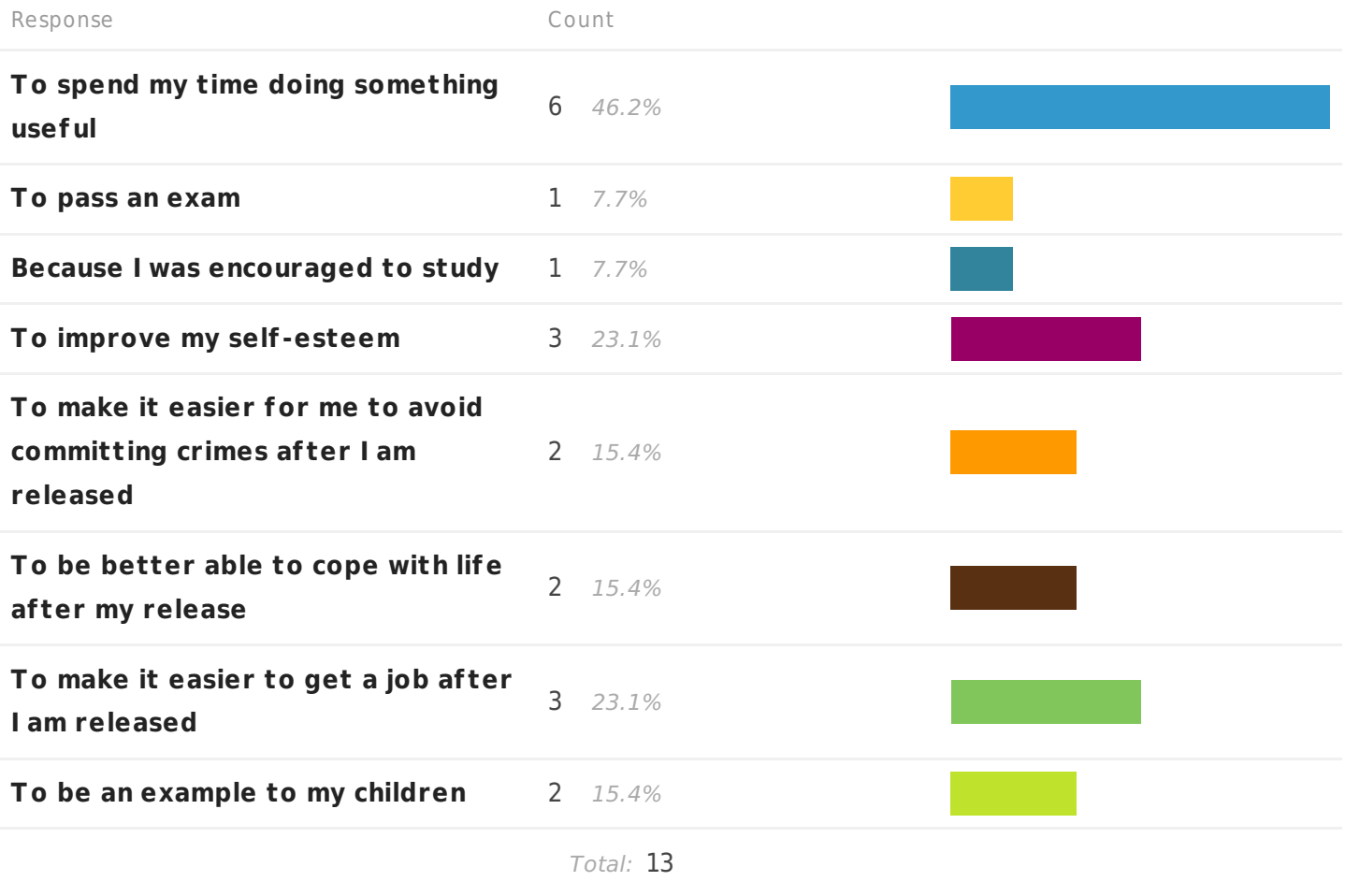


28. My educational interests/ preferences

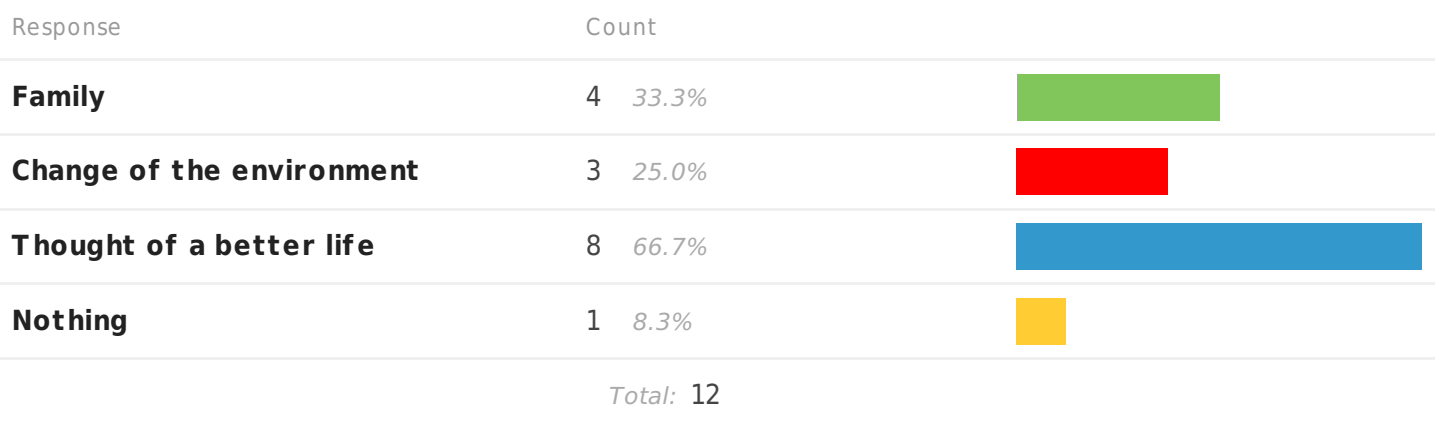


29. Reasons for deciding to participate in prison educational activities

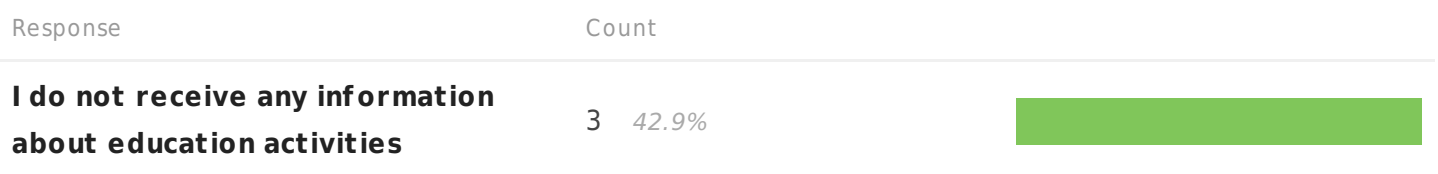


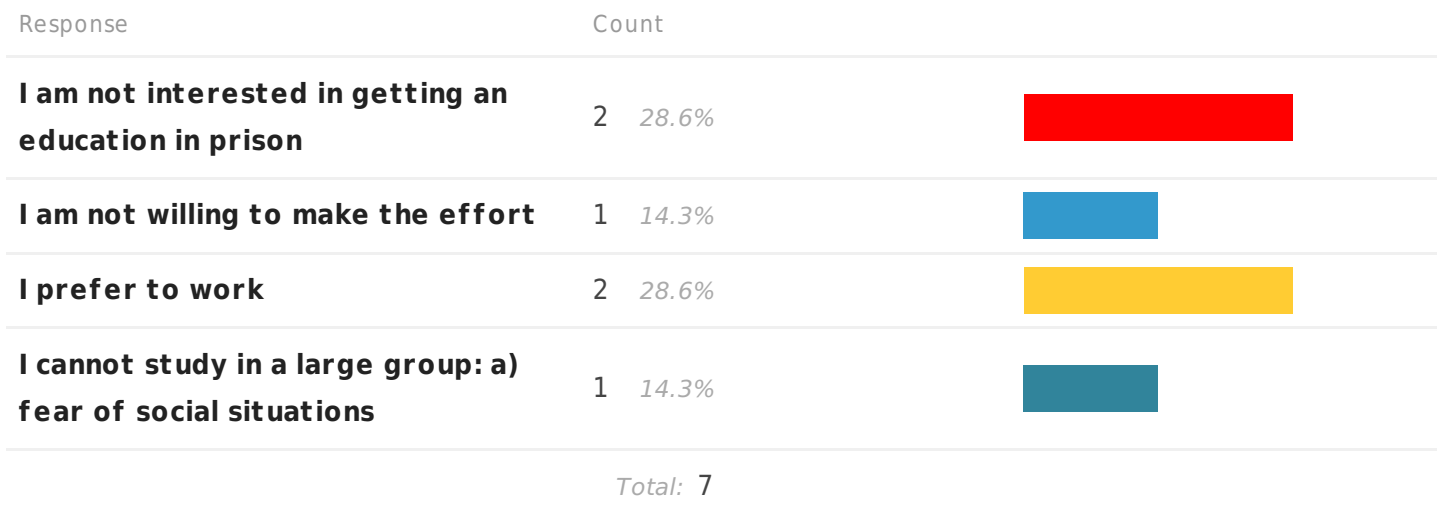


30. What motivates me to study?

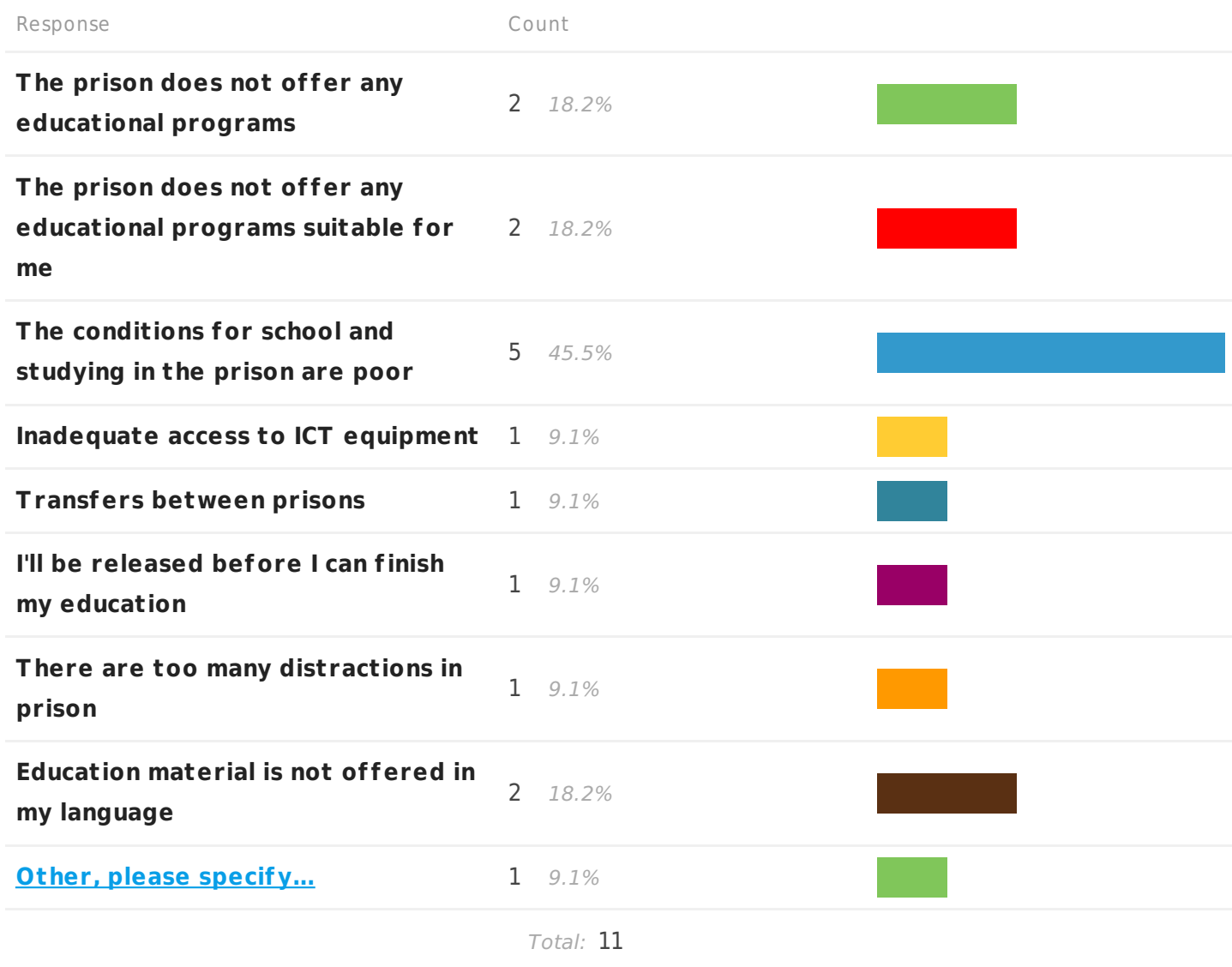


31. Reasons for not participating in prison educational activities, if any

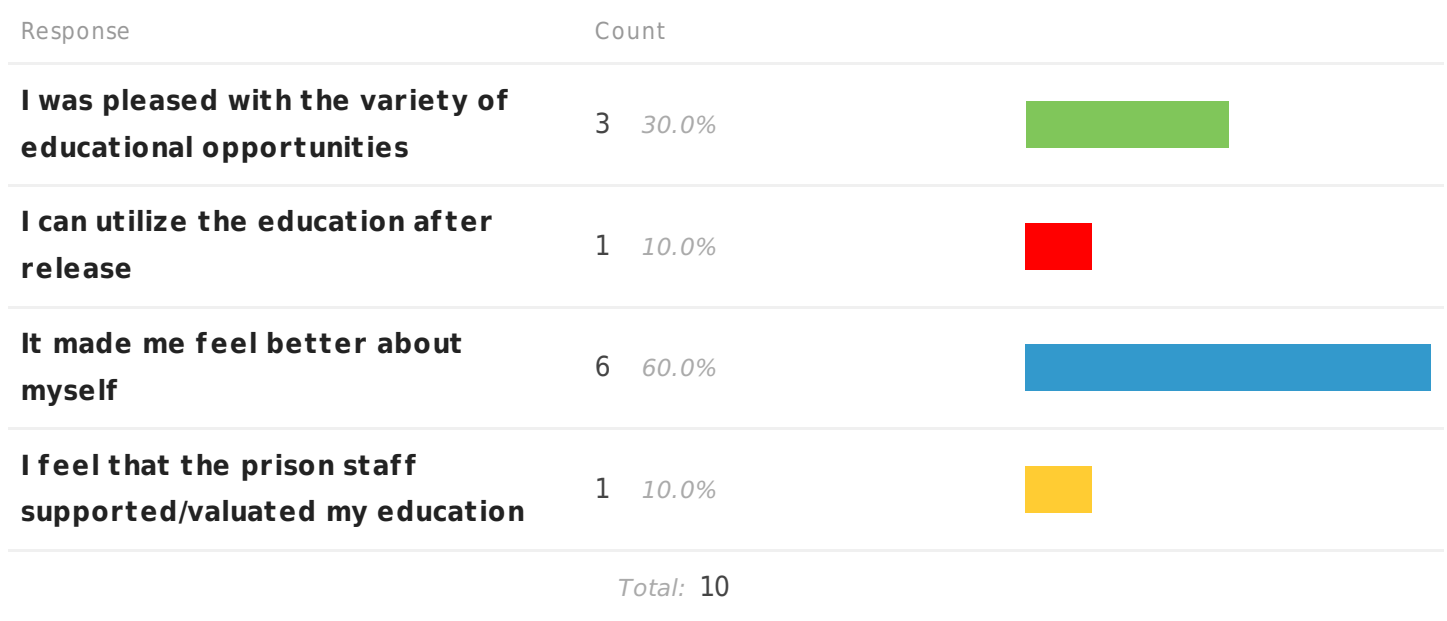




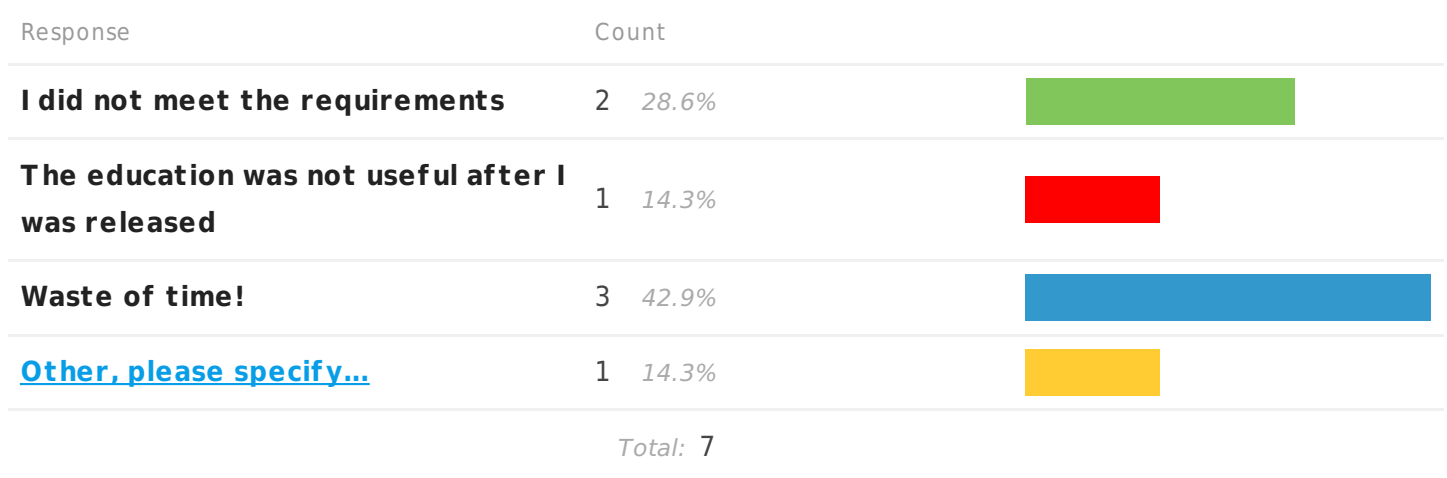
32. Problems associated with prison educational activities



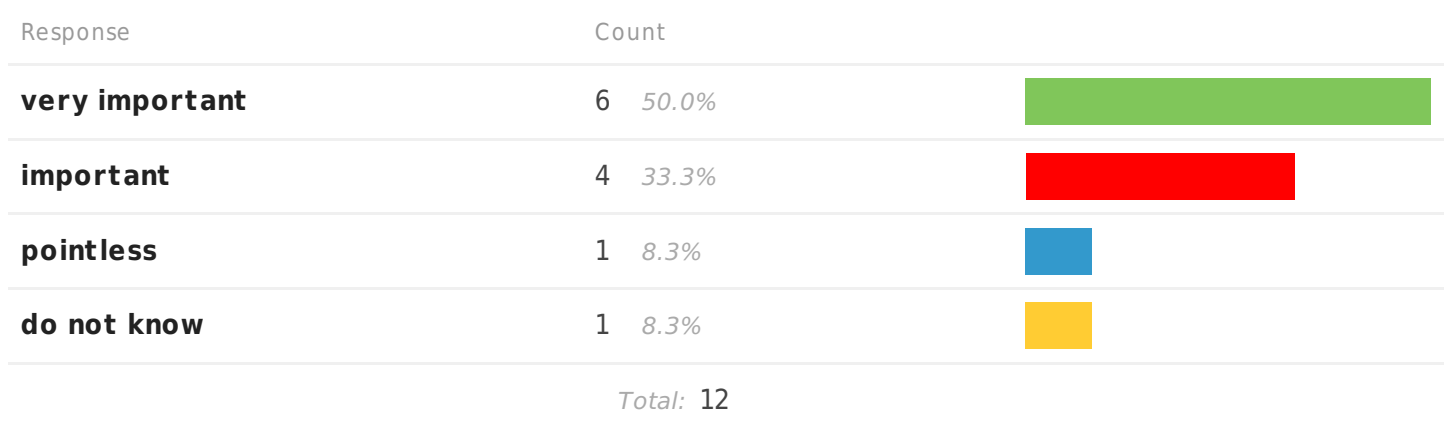
33. POSITIVE experiences of participating in prison educational activities



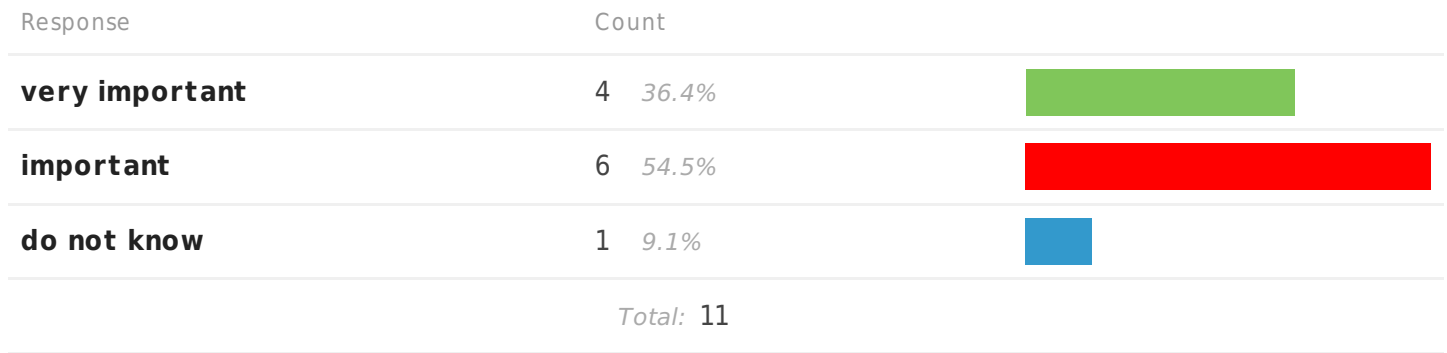
34. NEGATIVE experiences of participating in prison educational activities



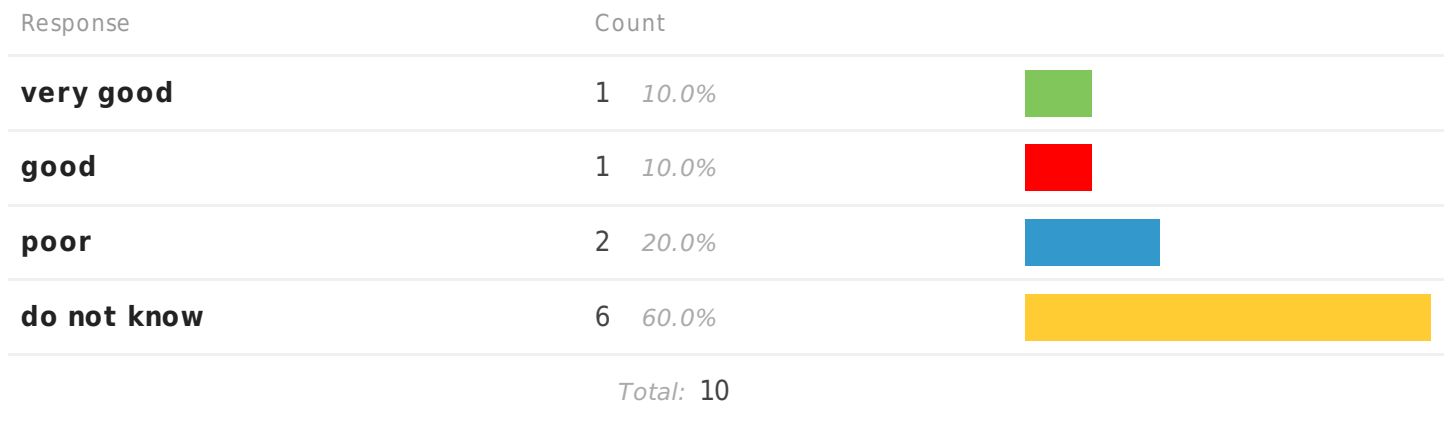
35a) How do I value education in general?



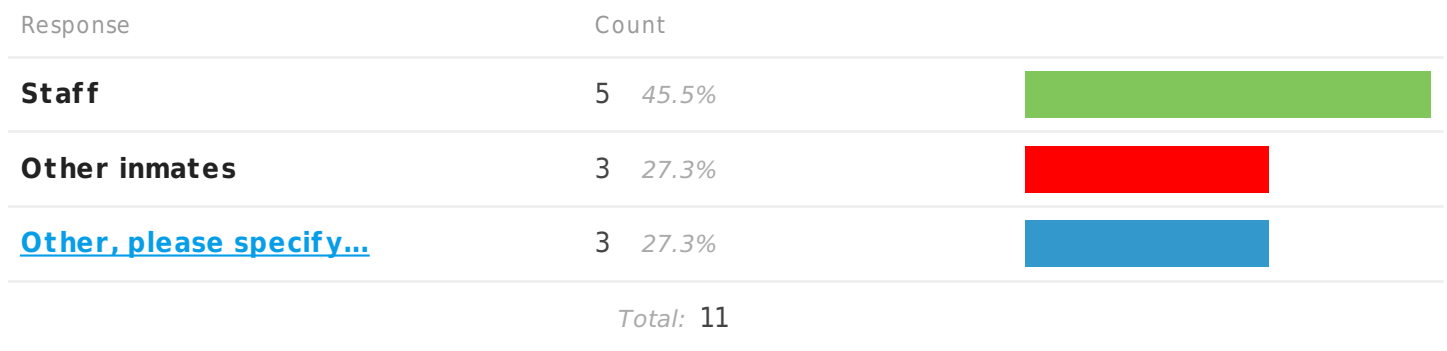
35b) What does prison education mean to me?



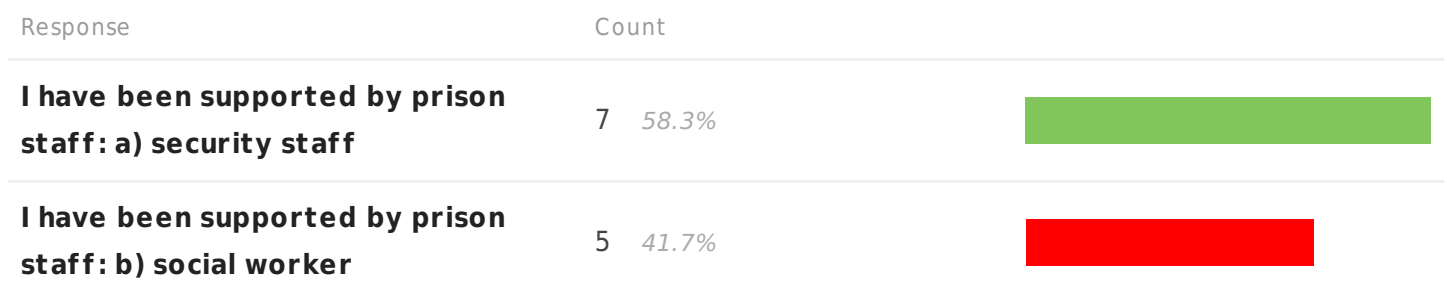
36. Level of educational Counselor's support

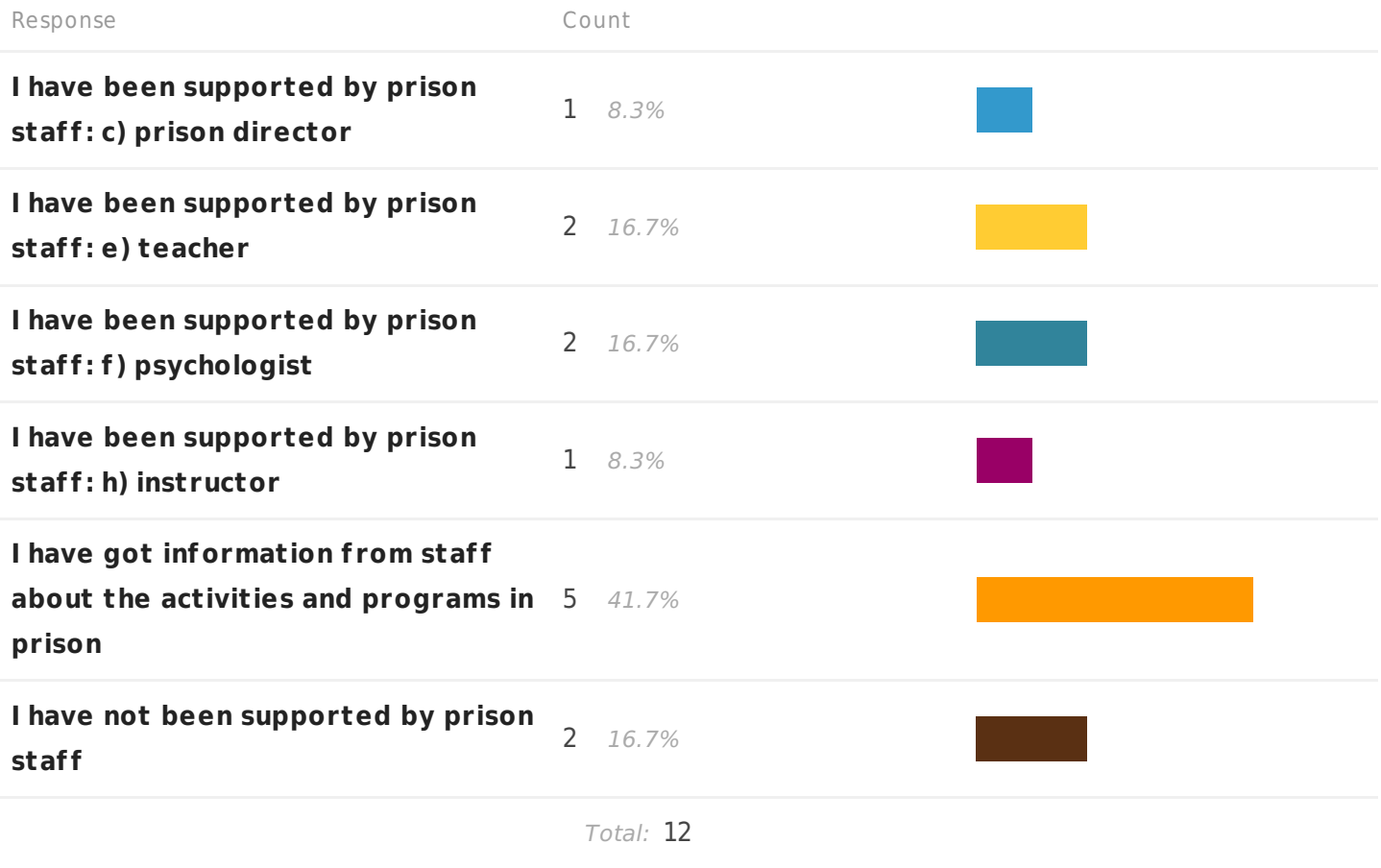


37. How did I hear about the last activity I participated in?

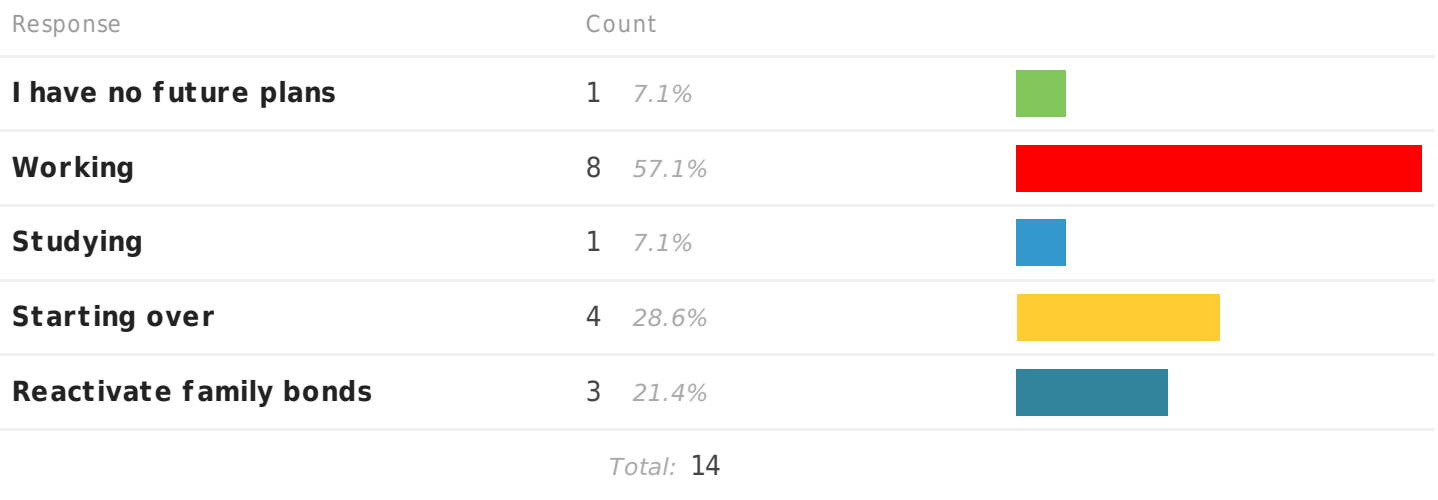


38. My experiences with prison staff:

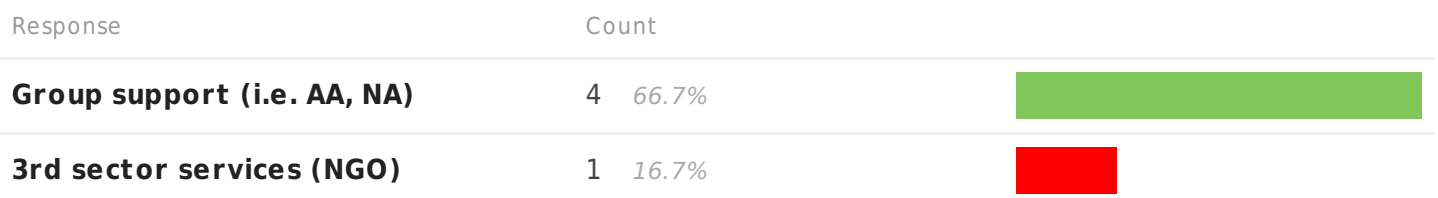





39. I have plans when released






40. I had good experiences with the following services and support in the past



Response	Count	
Schools	1 16.7%	
<i>Total: 6</i>		

41. I will need services/support when released

Response	Count	
Community services	2 33.3%	
Group support (i.e. AA, NA)	5 83.3%	
Institutions	2 33.3%	
<i>Total: 6</i>		

42 a) My strengths/weaknesses as a student are:

No data available to display

42b) The kind of support that would help me the most, is:

Response	Count
2 responses	

42c) Any other comments:

No data available to display