

# Q1 France

\* Filtered: Country = "France" OR Country = "FRANCE"

## Researcher Name

Response	Count
	47 responses

## Country

Response	Count
	47 responses







## Prison Name


Response	Count
	47 responses

## Form No



Response	Count
	47 responses

## 1. Age

Response	Count	
<b>18-20</b>	3 6.4%	
<b>21-24</b>	5 10.6%	
<b>25-29</b>	5 10.6%	
<b>30-39</b>	21 44.7%	
<b>40-49</b>	8 17.0%	
<b>50-59</b>	3 6.4%	

Response	Count	
<b>over 60</b>	2 4.3%	
<i>Total: 47</i>		








## 2. Nationality

Response	Count	
<a href="#"><u>Non-EU national</u></a>	5 10.6%	
<a href="#"><u>EU national, which country?</u></a>	42 89.4%	
<i>Total: 47</i>		

## 3. Mother-tongue

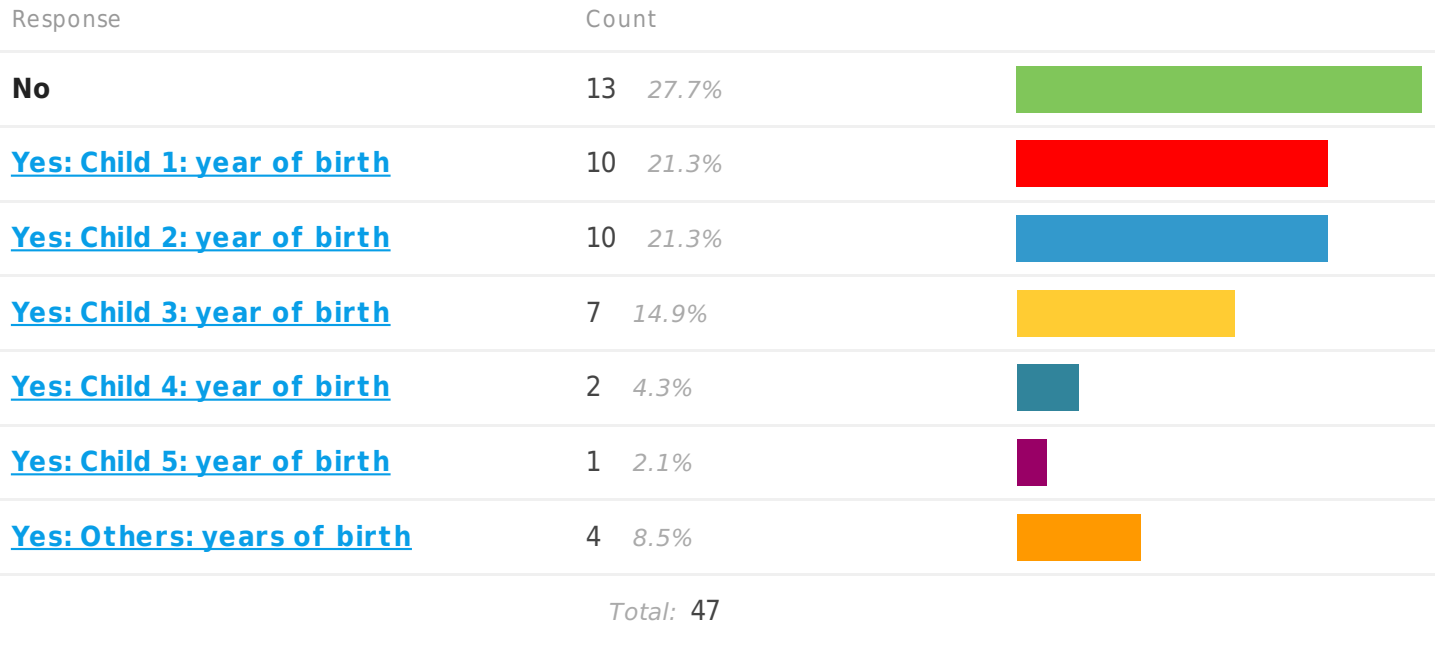
Response	Count
47 responses	

## 4. Marital status

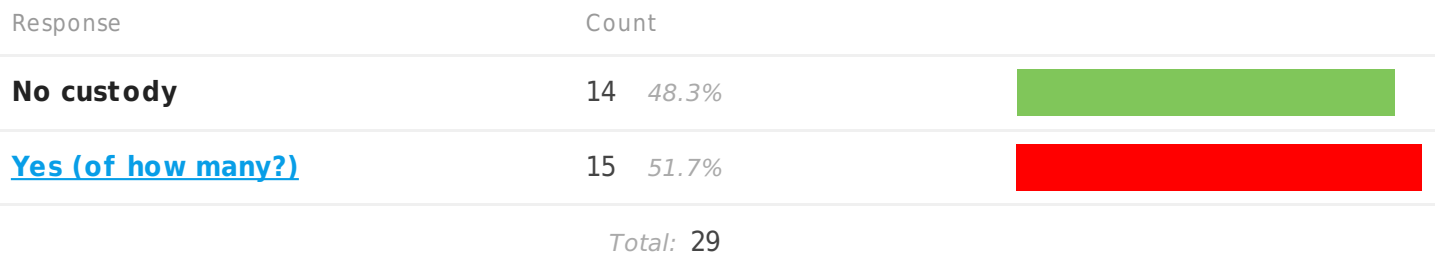
Response	Count	
<b>Single</b>	15 32.6%	
<b>Married</b>	6 13.0%	
<b>Separated</b>	4 8.7%	
<b>Divorced</b>	6 13.0%	
<b>Widow</b>	2 4.3%	
<b>Other registered partnership</b>	8 17.4%	
<a href="#"><u>Other, please specify...</u></a>	5 10.9%	
<i>Total: 46</i>		

## 5a. Children

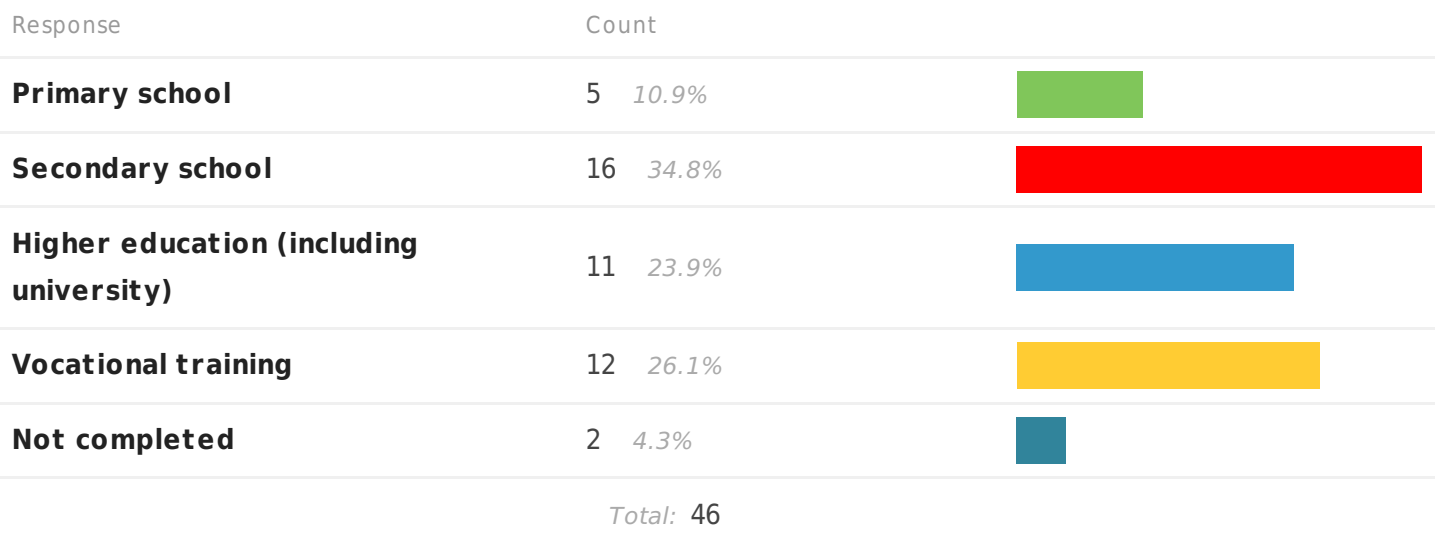
Response	Count
----------	-------





#### 5b Custody of children








#### 6. Educational background










#### 7. Profession (occupation)

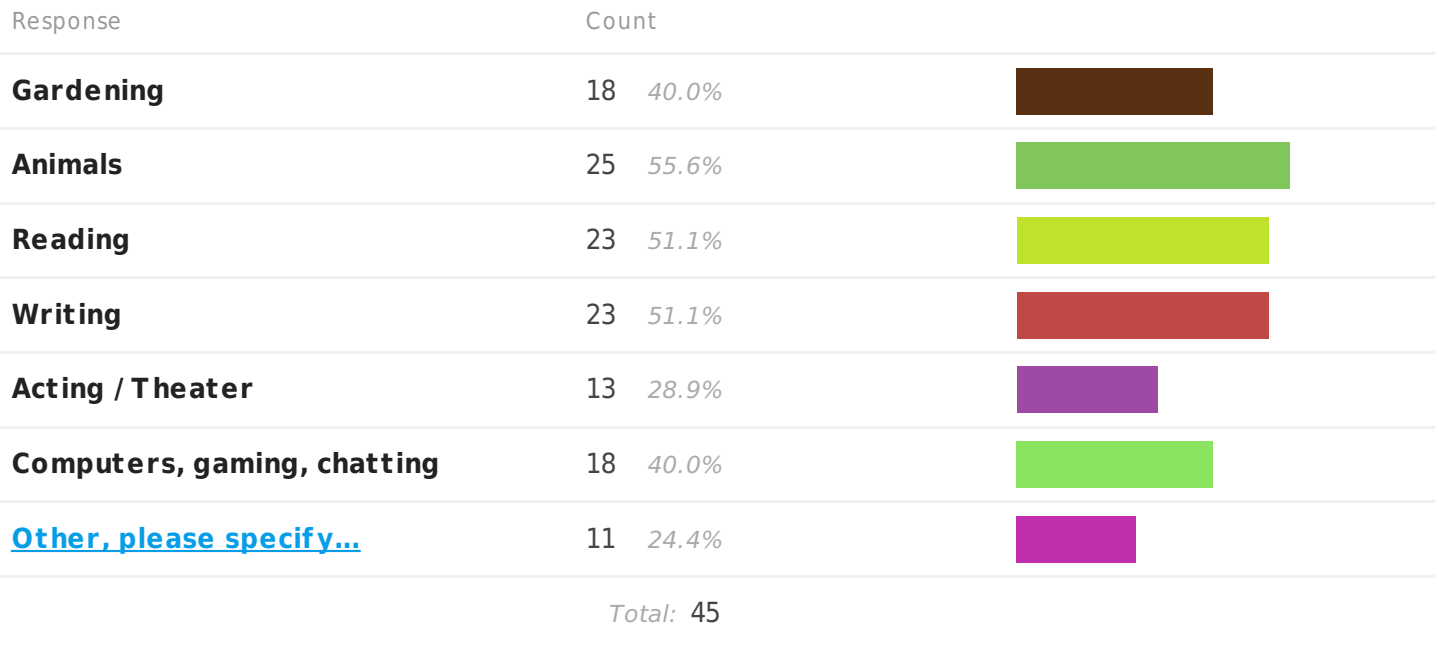
Response	Count	Count	
<a href="#">Yes please specify...</a>	30	66.7%	
<b>No</b>	15	33.3%	
<i>Total: 45</i>			

## 8. Employment history

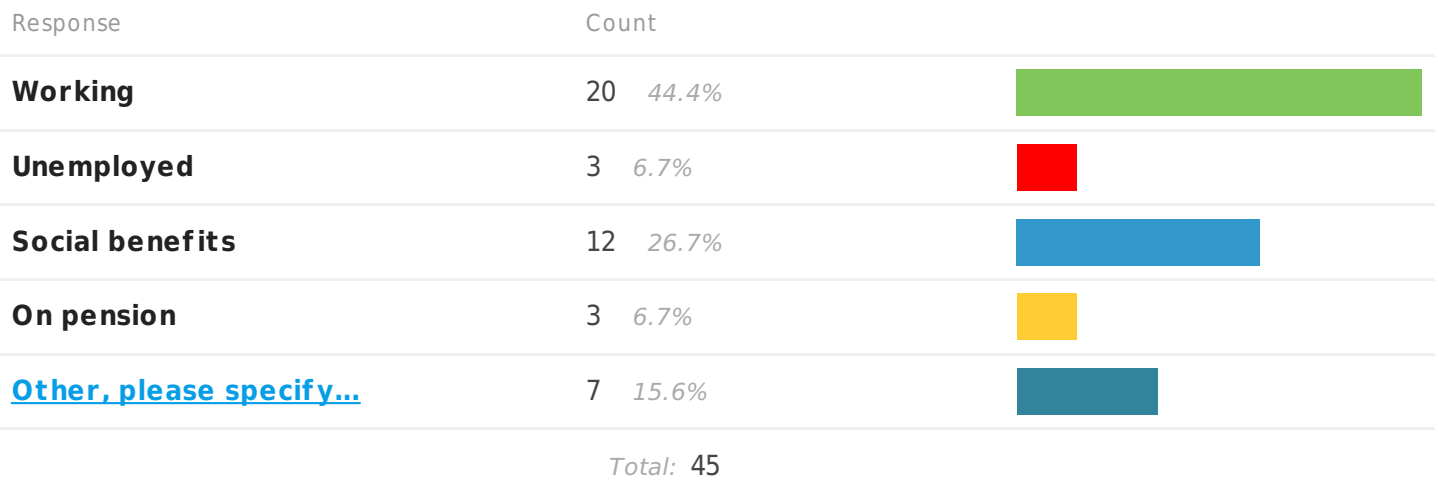
Response	Count	Count	
<a href="#">Yes: (years in total)</a>	25	54.3%	
<a href="#">a: temporary jobs (number/length in total)</a>	11	23.9%	
<a href="#">b: internships (number/length in total)</a>	1	2.2%	
<a href="#">d: registered as unemployed (years in total)</a>	2	4.3%	
<b>None</b>	7	15.2%	
<i>Total: 46</i>			

## 9. My hobbies/ skills/interests:

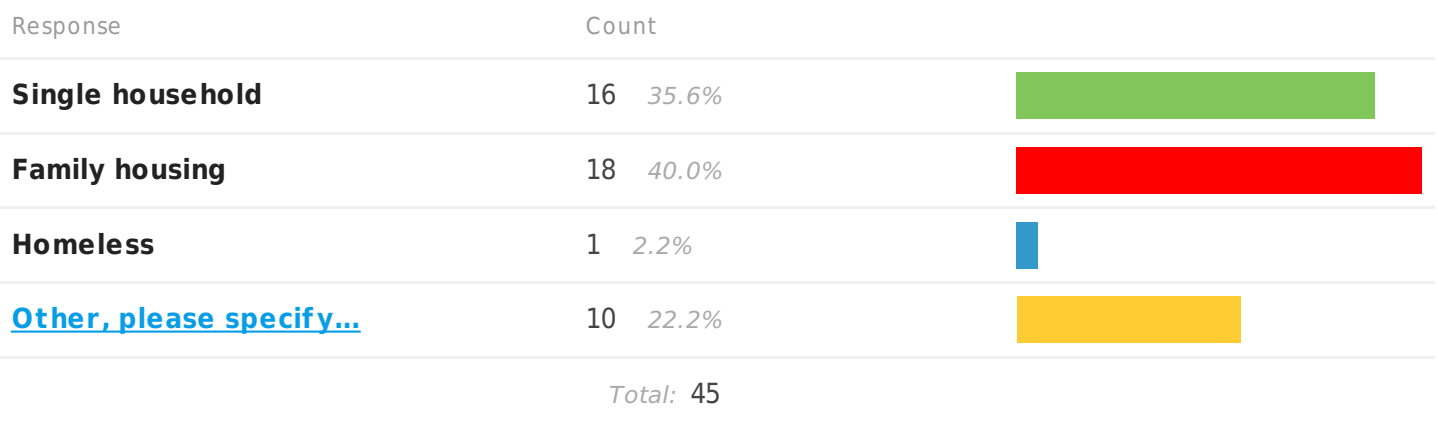
Response	Count	Count	
<b>Housekeeping</b>	28	62.2%	
<b>Children</b>	34	75.6%	
<b>Cooking</b>	37	82.2%	
<b>Sewing</b>	11	24.4%	
<b>Sports</b>	25	55.6%	
<b>Handicraft</b>	16	35.6%	
<b>Arts/Music</b>	30	66.7%	















#### 10. Income



#### 11. Accommodation
























## 12. Social network

Response	Count	
<b>I have a supportive social network. The most important persons to me are: a) family</b>	33 71.7%	
<b>I have a supportive social network. The most important persons to me are: b) children</b>	25 54.3%	
<b>I have a supportive social network. The most important persons to me are: c) partner</b>	18 39.1%	
<b>I have a supportive social network. The most important persons to me are: d) relatives</b>	18 39.1%	
<b>I have a supportive social network. The most important persons to me are: e) friends</b>	20 43.5%	
<b>I have a supportive social network. The most important persons to me are: f) professionals</b>	13 28.3%	
<b>I have a supportive social network. The most important persons to me are: g) volunteers</b>	4 8.7%	
<b>I do not have close relationships to people with criminal background</b>	17 37.0%	
<b>I do not have close relationships to people with substance abuse background</b>	16 34.8%	
<b>I need a social supportive network</b>	19 41.3%	
<b>Some close relationships induce me to the criminal behavior</b>	21 45.7%	
<b>Some close relationships induce me to drug/alcohol abuse</b>	11 23.9%	



Response	Count
<i>Total: 46</i>	

### 13. Violence background

Response	Count	
<b>I have not experienced domestic violence in close relationships</b>	17 37.0%	
<b>I have not experienced domestic violence in childhood</b>	27 58.7%	
<b>I have not experienced any violence</b>	12 26.1%	
<b>I have not been abused (bullied) in school</b>	39 84.8%	
<b>I have experienced domestic violence in close relationships: a) physical violence</b>	25 54.3%	
<b>I have experienced domestic violence in close relationships: b) emotional abuse</b>	26 56.5%	
<b>I have experienced domestic violence in close relationships: c) sexual harassment</b>	9 19.6%	
<b>I have experienced domestic violence in close relationships: d) rape</b>	8 17.4%	
<a href="#"><u>I have experienced domestic violence in close relationships: e) Other, please specify...</u></a>	1 2.2%	
<b>I have experienced domestic violence in childhood: a) physical violence</b>	16 34.8%	

Response	Count	
<b>I have experienced domestic violence in childhood: b) emotional abuse</b>	12 26.1%	
<b>I have experienced domestic violence in childhood: c) sexual harassment</b>	4 8.7%	
<b>I have experienced domestic violence in childhood: d) incest</b>	6 13.0%	
<b>I have experienced domestic violence in childhood: e) rape</b>	5 10.9%	
<b>I have experienced violence: a) physical violence</b>	24 52.2%	
<b>I have experienced violence: b) emotional abuse</b>	23 50.0%	
<b>I have experienced violence: c) sexual harassment</b>	8 17.4%	
<b>I have experienced violence: d) rape</b>	9 19.6%	
<b><u><a href="#">I have experienced violence: e) Other, please specify...</a></u></b>	5 10.9%	
<b>I have been abused (bullied) in school: a) physical violence</b>	1 2.2%	
<b>I have been abused (bullied) in school: b) emotional abuse</b>	6 13.0%	
<i>Total: 46</i>		

#### 14. Prisoner status

Response	Count	
<b>Sentenced prisoner</b>	31 66.0%	
<b>Awaiting trial/Remand prisoner</b>	16 34.0%	



Response	Count
<i>Total: 47</i>	

### 15. Placement in prison

Response	Count
<b>Female-only section</b>	47 100.0%
<i>Total: 47</i>	





### 16. Length of current sentence

Response	Count
<b>1 months - 3 months</b>	1 2.1%
<b>3 months - 6 months</b>	3 6.4%
<b>6 months - 1 year</b>	7 14.9%
<b>1 years - 2 years</b>	6 12.8%
<b>2 years - 3 years</b>	5 10.6%
<b>3 years - 5 years</b>	6 12.8%
<b>5 years - 9 years</b>	2 4.3%
<b>9 years or more</b>	3 6.4%
<b>Unknown</b>	14 29.8%
<i>Total: 47</i>	



### 17. Number of previous prison sentences

Response	Count
<b>First sentence</b>	26 65.0%
<a href="#"><u>Several sentences. How many?</u></a>	14 35.0%
<i>Total: 40</i>	



18A. Prison - Closed Prison

Response	Count	
<b>Both sexes prison</b>	19 45.2%	
<b>Men's prison: women's wing/dept</b>	20 47.6%	
<b>Men's prison: Activities together with male inmates</b>	2 4.8%	
<b>Women's prison</b>	1 2.4%	
<i>Total: 42</i>		





18B. Prison - Open Prison

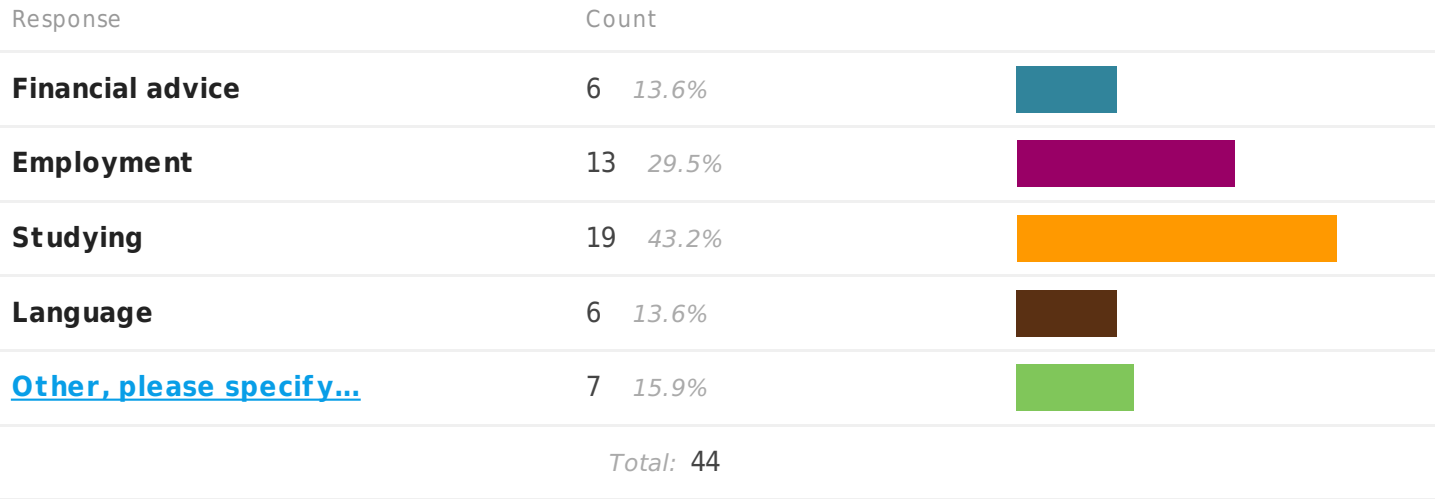
Response	Count	
<b>Both sexes prison</b>	2 40.0%	
<b>Men's prison: women's wing/dept</b>	3 60.0%	
<i>Total: 5</i>		

19. I have a Sentence Plan

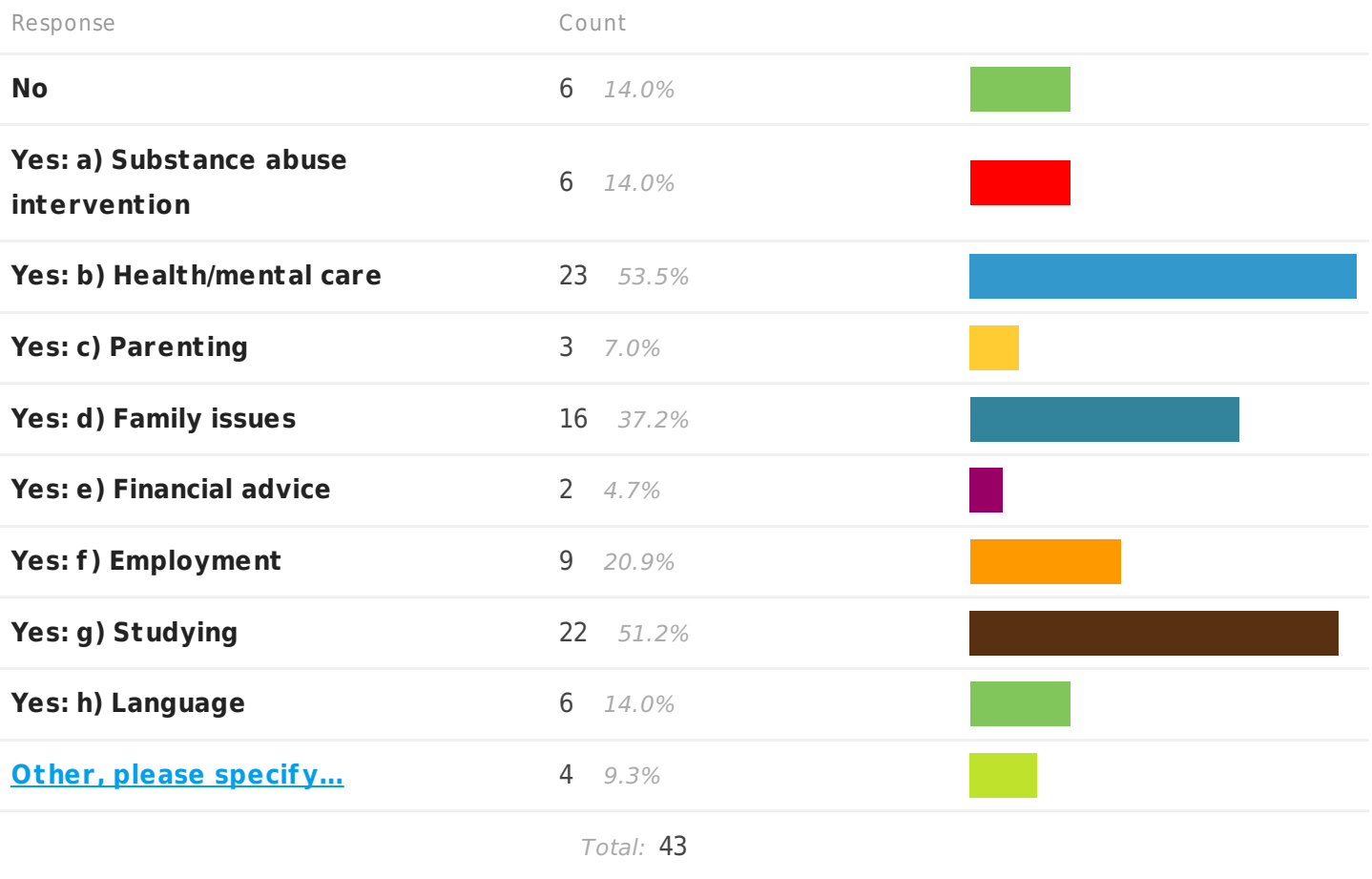
Response	Count	
<b>Yes</b>	21 47.7%	
<b>No</b>	23 52.3%	
<i>Total: 44</i>		

20. What kind of help did you need/would have needed when you first arrived in prison?


Response	Count	
<b>Substance abuse intervention</b>	7 15.9%	
<b>Health/mental care</b>	20 45.5%	
<b>Parenting</b>	13 29.5%	
<b>Family issues</b>	24 54.5%	

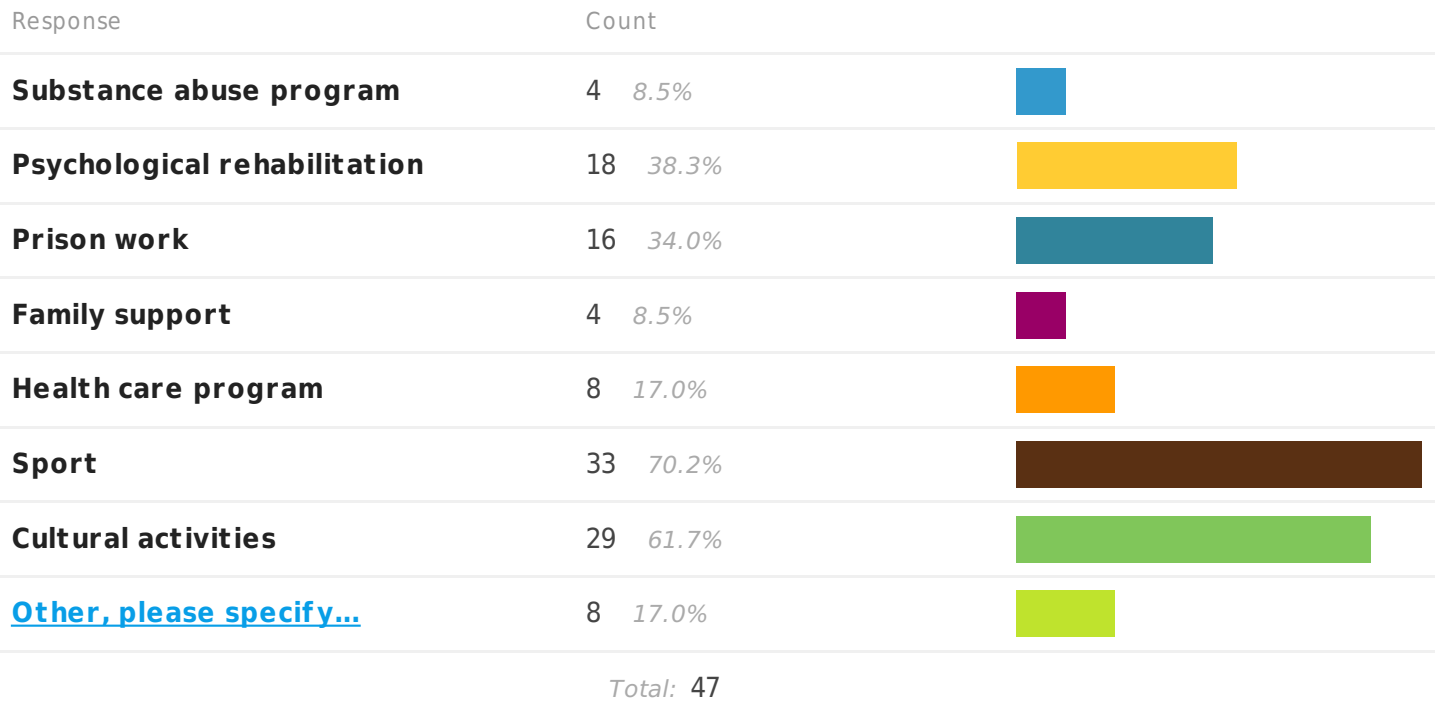


21. Did you get the help you needed

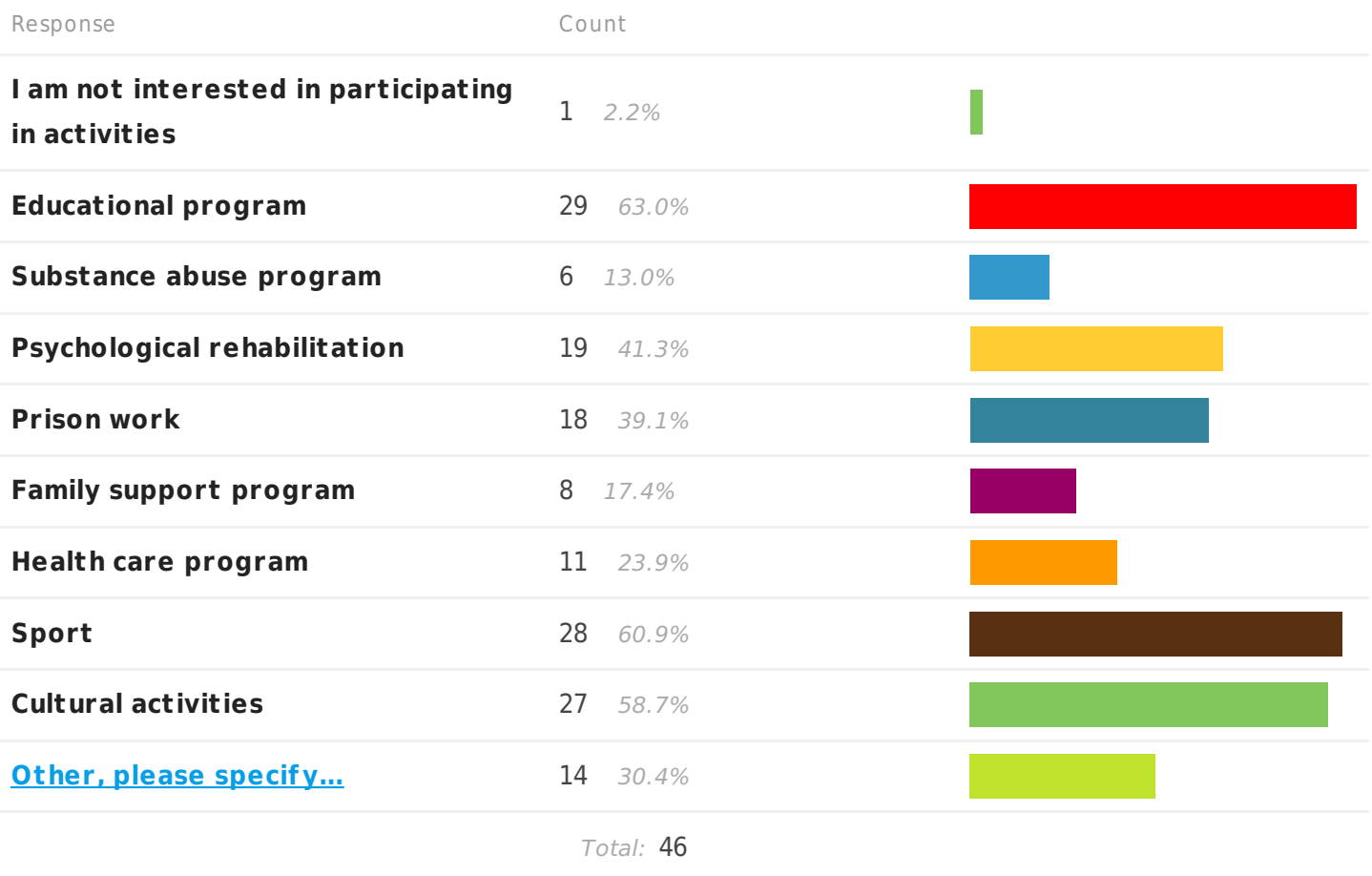


22. My participation in activities or programs while in prison










23. My wishes for prison activities or programs



## 24. Does prison offer activities that meet my needs

Response	Count	
<b>totally</b>	3 6.4%	
<b>mainly</b>	14 29.8%	
<b>few</b>	22 46.8%	
<b>not at all</b>	5 10.6%	
<b>not sure</b>	3 6.4%	
<i>Total: 47</i>		




## 25. Self-rated ICT, reading/writing and mathematics skills








Variable	Very good	Good	Poor	Very poor	Not applicable	
<b>ICT skills</b>	5 10.6%	19 40.4%	12 25.5%	9 19.1%	2 4.3%	<i>Total: 47</i>
<b>Reading/writing skills</b>	16 34.0%	26 55.3%	4 8.5%	1 2.1%	0 0.0%	<i>Total: 47</i>
<b>Mathematics skills</b>	6 12.8%	20 42.6%	15 31.9%	6 12.8%	0 0.0%	<i>Total: 47</i>

## 26. Self-rated literacy and numeracy difficulties










Variable	None	Some	Serious	
<b>Literacy difficulties</b>	34 72.3%	9 19.1%	4 8.5%	<i>Total: 47</i>
<b>Numeracy difficulties</b>	43 91.5%	3 6.4%	1 2.1%	<i>Total: 47</i>


## 27. My participation in prison educational activities

Response	Count	
<b>I am not participating</b>	8 17.0%	
<b>Primary school</b>	7 14.9%	
<b>Secondary school</b>	18 38.3%	















Response	Count	
<b>Vocational training with qualification</b>	12 25.5%	
<b>Vocational training without qualification</b>	4 8.5%	
<b>Higher education (including university)</b>	3 6.4%	
<b>Training and guidance for rehabilitation purposes</b>	1 2.1%	
<b>E-Learning</b>	7 14.9%	
<b>Language for immigrants</b>	9 19.1%	
<b><u>Other educational activities...</u></b>	4 8.5%	
<i>Total: 47</i>		





## 28. My educational interests/ preferences

Response	Count	
<b>I have no educational interests/preferences</b>	3 6.5%	
<b>Primary school</b>	4 8.7%	
<b>Secondary school</b>	19 41.3%	
<b>Vocational training with qualification</b>	15 32.6%	
<b>Vocational training without qualification</b>	1 2.2%	
<b>Higher education (including university)</b>	8 17.4%	
<b>Training and guidance for rehabilitation purposes</b>	7 15.2%	
<b>E-Learning</b>	9 19.6%	
<b>Language for immigrants</b>	10 21.7%	







Response	Count	
<a href="#">Other educational activities...</a>	7 15.2%	
<i>Total: 46</i>		

## 29. Reasons for deciding to participate in prison educational activities






Response	Count	
<b>To satisfy my desire to learn</b>	30 69.8%	
<b>To learn about a new subject</b>	16 37.2%	
<b>To spend my time doing something useful</b>	29 67.4%	
<b>To pass an exam</b>	24 55.8%	
<b>To improve previous grades</b>	32 74.4%	
<b>Because I wanted to be part of the social environment at the school</b>	10 23.3%	
<b>Because I had friends going to school</b>	5 11.6%	
<b>Because I was encouraged to study</b>	12 27.9%	
<b>To get more free time during the day</b>	5 11.6%	
<b>To improve my self-esteem</b>	22 51.2%	
<b>Because it is better than working in prison</b>	5 11.6%	
<b>To make it easier for me to avoid committing crimes after I am released</b>	6 14.0%	
<b>To be better able to cope with life after my release</b>	23 53.5%	
<b>To make it easier to get a job after I am released</b>	29 67.4%	

Response	Count	
<b>Earn money</b>	11 25.6%	
<b>To get out of my cell</b>	27 62.8%	
<b>To be an example to my children</b>	18 41.9%	
<a href="#">Other, please specify...</a>	2 4.7%	
<i>Total: 43</i>		



30. What motivates me to study?

Response	Count	
<b>Family</b>	14 31.8%	
<b>Change of the environment</b>	13 29.5%	
<b>Thought of a better life</b>	24 54.5%	
<b>Supportive person (mentor)</b>	4 9.1%	
<b>Nothing</b>	2 4.5%	
<a href="#">Other, please specify...</a>	11 25.0%	
<i>Total: 44</i>		













31. Reasons for not participating in prison educational activities, if any

Response	Count	
<b>I already have enough education</b>	1 25.0%	
<b>I am not willing to make the effort</b>	1 25.0%	
<b>I have learning difficulties</b>	1 25.0%	
<b>I have difficulties concentrating on my studies</b>	2 50.0%	
<b>I have problems with reading and writing</b>	1 25.0%	

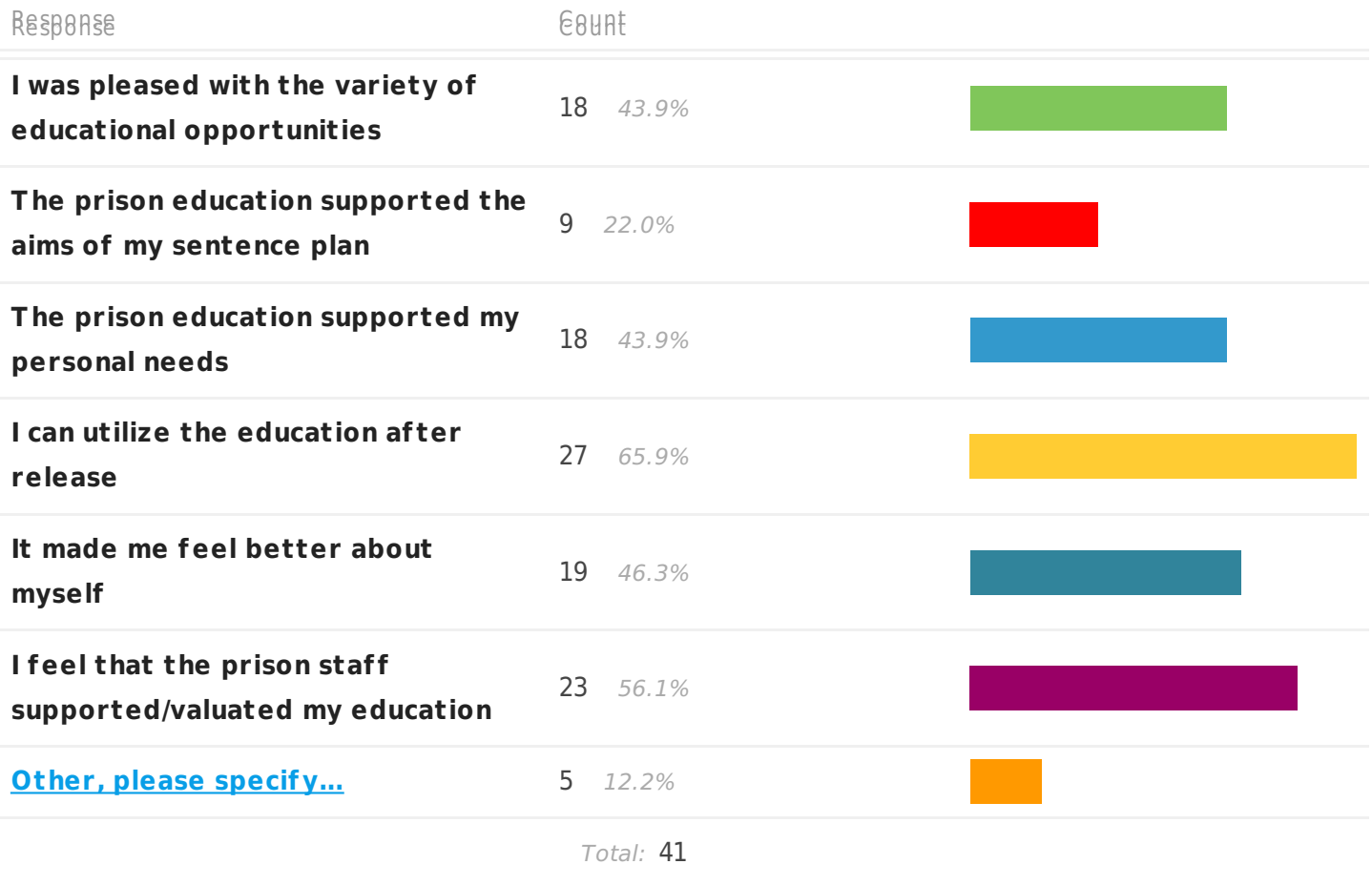


Response	Count	
<b>I cannot study in a large group: d) lack of motivation</b>	1 25.0%	
<a href="#">Other, please specify...</a>	1 25.0%	
<i>Total: 4</i>		

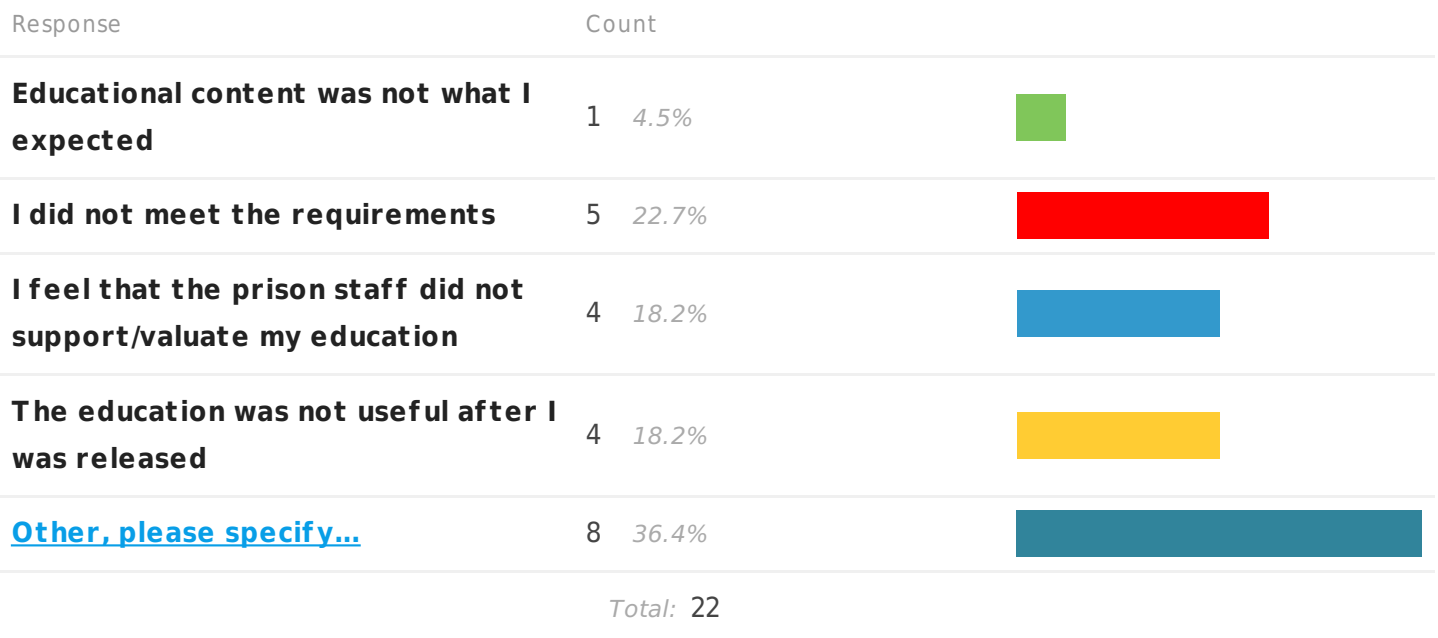
### 32. Problems associated with prison educational activities

Response	Count	
<b>The prison does not offer any educational programs</b>	1 2.8%	
<b>The prison does not offer any educational programs suitable for me</b>	6 16.7%	
<b>The conditions for school and studying in the prison are poor</b>	15 41.7%	
<b>Inadequate access to ICT equipment</b>	26 72.2%	
<b>Transfers between prisons</b>	6 16.7%	
<b>Inadequate access to literature</b>	6 16.7%	
<b>I'll be released before I can finish my education</b>	6 16.7%	
<b>There are too many distractions in prison</b>	1 2.8%	
<b>Security routines in prison</b>	5 13.9%	
<b>Culture related problems 11[</b>	3 8.3%	
<b>books are outdated</b>	7 19.4%	
<a href="#">Other, please specify...</a>	6 16.7%	
<i>Total: 36</i>		




### 33. POSITIVE experiences of participating in prison educational activities







#### 34. NEGATIVE experiences of participating in prison educational activities








35a) How do I value education in general?

Response	Count	
<b>very important</b>	31 67.4%	
<b>important</b>	14 30.4%	
<b>pointless</b>	1 2.2%	
<i>Total: 46</i>		


35b) What does prison education mean to me?






Response	Count	
<b>very important</b>	26 59.1%	
<b>important</b>	15 34.1%	
<b>pointless</b>	2 4.5%	
<b>do not know</b>	1 2.3%	
<i>Total: 44</i>		

36. Level of educational Counselor's support










Response	Count	
<b>very good</b>	23 53.5%	
<b>good</b>	13 30.2%	
<b>poor</b>	1 2.3%	
<b>very poor</b>	1 2.3%	
<b>do not know</b>	5 11.6%	
<i>Total: 43</i>		

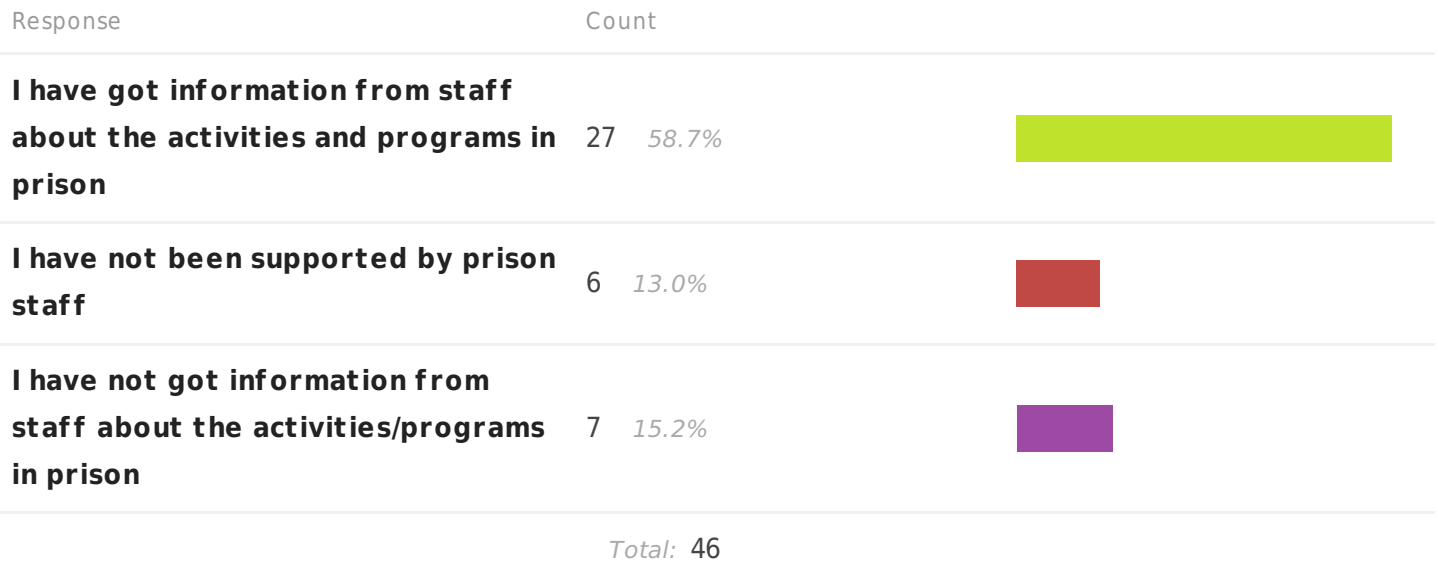
37. How did I hear about the last activity I participated in?

Response	Count	
<b>Staff</b>	27 57.4%	

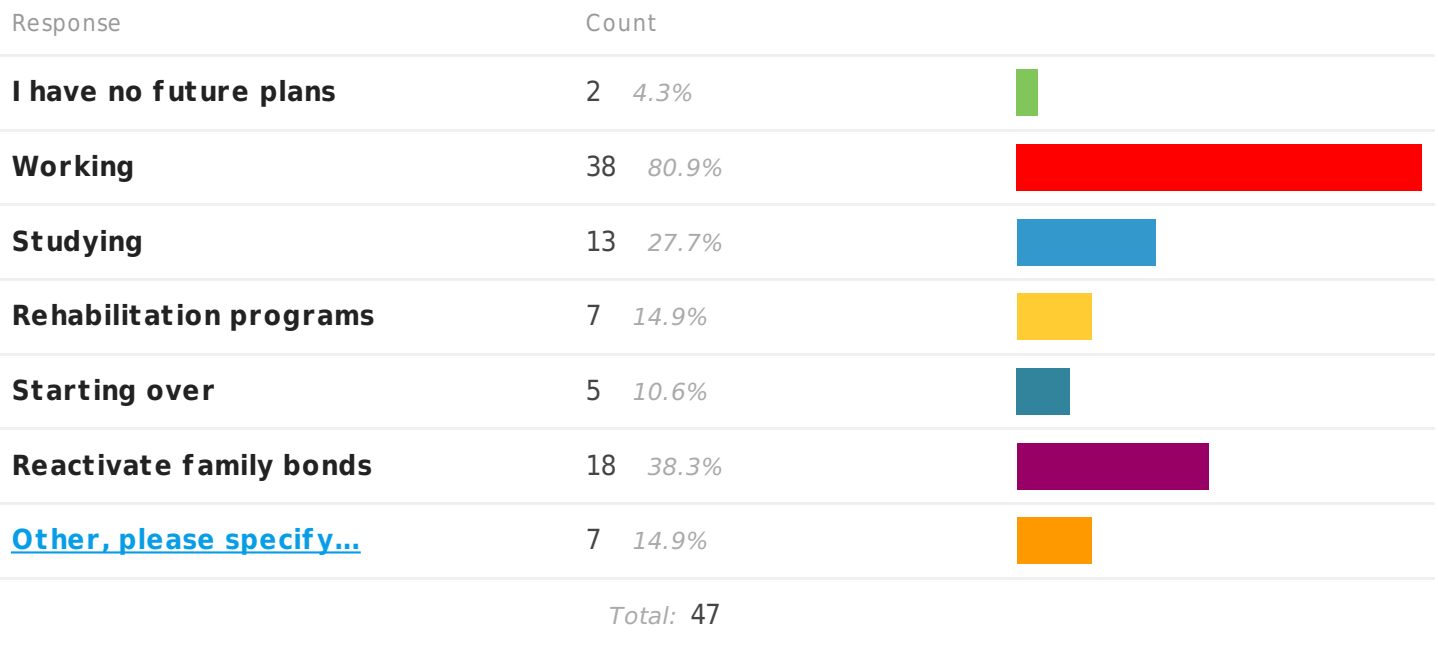
Response	Count	
<b>Flyers</b>	6 12.8%	
<b>Blackboards</b>	5 10.6%	
<b>Other inmates</b>	22 46.8%	
<b>Information sessions</b>	12 25.5%	
<a href="#"><u>Other, please specify...</u></a>	5 10.6%	
<i>Total: 47</i>		

38. My experiences with prison staff:

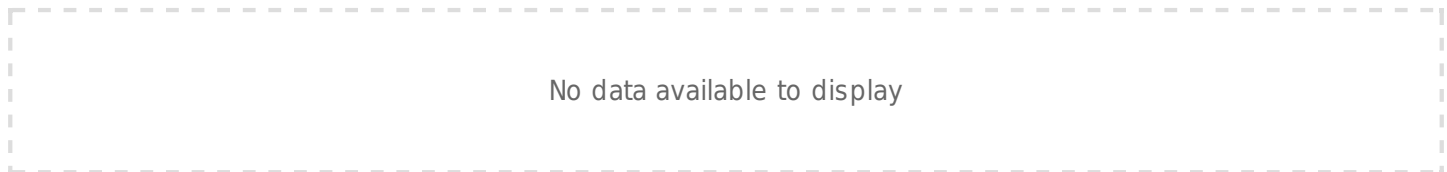
Response	Count	
<b>I have been supported by prison staff: a) security staff</b>	26 56.5%	
<b>I have been supported by prison staff: b) social worker</b>	16 34.8%	
<b>I have been supported by prison staff: c) prison director</b>	10 21.7%	
<b>I have been supported by prison staff: d) student counsellor</b>	10 21.7%	
<b>I have been supported by prison staff: e) teacher</b>	29 63.0%	
<b>I have been supported by prison staff: f) psychologist</b>	17 37.0%	
<b>I have been supported by prison staff: g) medical staff</b>	13 28.3%	
<b>I have been supported by prison staff: h) instructor</b>	9 19.6%	
<b>I have been supported by prison staff: i) other</b>	8 17.4%	



39. I have plans when released









40. I had good experiences with the following services and support in the past



41. I will need services/support when released

Response	Count
----------	-------

Response	Count	
<b>Community services</b>	9 22.5%	
<b>Group support (i.e. AA, NA)</b>	4 10.0%	
<b>Institutions</b>	16 40.0%	
<b>3rd sector services (NGO)</b>	15 37.5%	
<b>Schools</b>	10 25.0%	
<b><a href="#">Other, please specify...</a></b>	13 32.5%	
<i>Total: 40</i>		

42 a) My strengths/weaknesses as a student are:

Response	Count
	40 responses

42b) The kind of support that would help me the most, is:

Response	Count
	38 responses

42c) Any other comments:

Response	Count
	8 responses