

Q1 Italy

* Filtered: Country = "Italy Trapani" OR Country = "Italia, Trapani" OR Country = "Italy - Trapani" OR Country =... [4 predicates]

Researcher Name

Response	Count
	15 responses

Country

Response	Count
	15 responses






Prison Name


Response	Count
	15 responses

Form No




Response	Count
	15 responses

1. Age

Response	Count	
18-20	1 6.7%	
21-24	2 13.3%	
25-29	3 20.0%	
30-39	4 26.7%	
40-49	3 20.0%	

Response	Count	
50-59	2 13.3%	
<i>Total: 15</i>		








2. Nationality

Response	Count	
<u>Non-EU national</u>	1 7.1%	
<u>EU national, which country?</u>	12 85.7%	
<u>Unknown</u>	1 7.1%	
<i>Total: 14</i>		






3. Mother-tongue

Response	Count
15 responses	



4. Marital status

Response	Count	
Single	4 28.6%	
Married	1 7.1%	
Separated	4 28.6%	
Divorced	1 7.1%	
Widow	1 7.1%	
Other registered partnership	1 7.1%	
<u>Other, please specify...</u>	2 14.3%	
<i>Total: 14</i>		





5a. Children

Response	Count	Count	
No	8	53.3%	
<u>Yes: Child 1: year of birth</u>	3	20.0%	
<u>Yes: Child 2: year of birth</u>	1	6.7%	
<u>Yes: Child 4: year of birth</u>	1	6.7%	
<u>Yes: Others: years of birth</u>	2	13.3%	
<i>Total: 15</i>			


5b Custody of children


Response	Count	Count	
No custody	5	83.3%	
<u>Yes (of how many?)</u>	1	16.7%	
<i>Total: 6</i>			

6. Educational background





Response	Count	Count	
Primary school	2	13.3%	
Secondary school	10	66.7%	
Higher education (including university)	1	6.7%	
Not completed	2	13.3%	
<i>Total: 15</i>			

7. Profession (occupation)












Response	Count	Count	
<u>Yes please specify...</u>	9	81.8%	




Response	Count	
No	2 18.2%	
<i>Total: 11</i>		

8. Employment history





Response	Count	
<u>Yes: (years in total)</u>	4 28.6%	
<u>a: temporary jobs (number/length in total)</u>	6 42.9%	
<u>d: registered as unemployed (years in total)</u>	1 7.1%	
None	3 21.4%	
<i>Total: 14</i>		

9. My hobbies/ skills/interests:



Response	Count	
Housekeeping	10 66.7%	
Children	12 80.0%	
Cooking	11 73.3%	
Sewing	2 13.3%	
Sports	4 26.7%	
Handicraft	2 13.3%	
Arts/Music	3 20.0%	
Gardening	4 26.7%	
Animals	4 26.7%	
Reading	3 20.0%	
Writing	3 20.0%	

Response	Count	
Acting / Theater	2 13.3%	
Computers, gaming, chatting	3 20.0%	
Other, please specify...	1 6.7%	
<i>Total: 15</i>		



10. Income









Response	Count	
Working	4 26.7%	
Unemployed	8 53.3%	
Social benefits	2 13.3%	
Other, please specify...	1 6.7%	
<i>Total: 15</i>		

11. Accommodation




Response	Count	
Single household	12 80.0%	
Family housing	3 20.0%	
<i>Total: 15</i>		








12. Social network

Response	Count	
I have a supportive social network. The most important persons to me are: a) family	9 60.0%	
I have a supportive social network. The most important persons to me are: b) children	6 40.0%	



Response	Count	
I have a supportive social network. The most important persons to me are: c) partner	4 26.7%	
I have a supportive social network. The most important persons to me are: d) relatives	5 33.3%	
I have a supportive social network. The most important persons to me are: e) friends	2 13.3%	
I have a supportive social network. The most important persons to me are: h) none	1 6.7%	
I do not have close relationships to people with criminal background	8 53.3%	
I do not have close relationships to people with substance abuse background	4 26.7%	
I need a social supportive network	6 40.0%	
Some close relationships induce me to the criminal behavior	1 6.7%	
<i>Total: 15</i>		

13. Violence background


Response	Count	
I have not experienced domestic violence in close relationships	8 57.1%	
I have not experienced domestic violence in childhood	10 71.4%	
I have not experienced any violence	12 85.7%	

Response	Count	
I have not been abused (bullied) in school	8 57.1%	
I have experienced domestic violence in close relationships: b) emotional abuse	2 14.3%	
I have experienced domestic violence in close relationships: e) Other, please specify...	1 7.1%	
I have experienced domestic violence in childhood: b) emotional abuse	1 7.1%	
I have experienced domestic violence in childhood: f) Other, please specify...	1 7.1%	
I have experienced violence: b) emotional abuse	3 21.4%	
I have been abused (bullied) in school: b) emotional abuse	2 14.3%	
<i>Total: 14</i>		

14. Prisoner status

Response	Count	
Sentenced prisoner	13 86.7%	
Awaiting trial/Remand prisoner	2 13.3%	
<i>Total: 15</i>		

15. Placement in prison

Response	Count	
Normal department	1 6.7%	

Response	Count	
Female-only section	15 100.0%	
		<i>Total: 15</i>

16. Length of current sentence

Response	Count	
3 years - 5 years	6 42.9%	
5 years - 9 years	4 28.6%	
9 years or more	3 21.4%	
Unknown	1 7.1%	
		<i>Total: 14</i>

17. Number of previous prison sentences

Response	Count	
First sentence	5 35.7%	
<u>Several sentences. How many?</u>	9 64.3%	
		<i>Total: 14</i>

18A. Prison - Closed Prison

Response	Count	
Both sexes prison	12 85.7%	
Men's prison: women's wing/dept	2 14.3%	
		<i>Total: 14</i>

18B. Prison - Open Prison

Response	Count	
Both sexes prison	1 100.0%	

Response	Count
<i>Total: 1</i>	

19. I have a Sentence Plan

Response	Count
Yes	4 28.6%
No	10 71.4%
<i>Total: 14</i>	

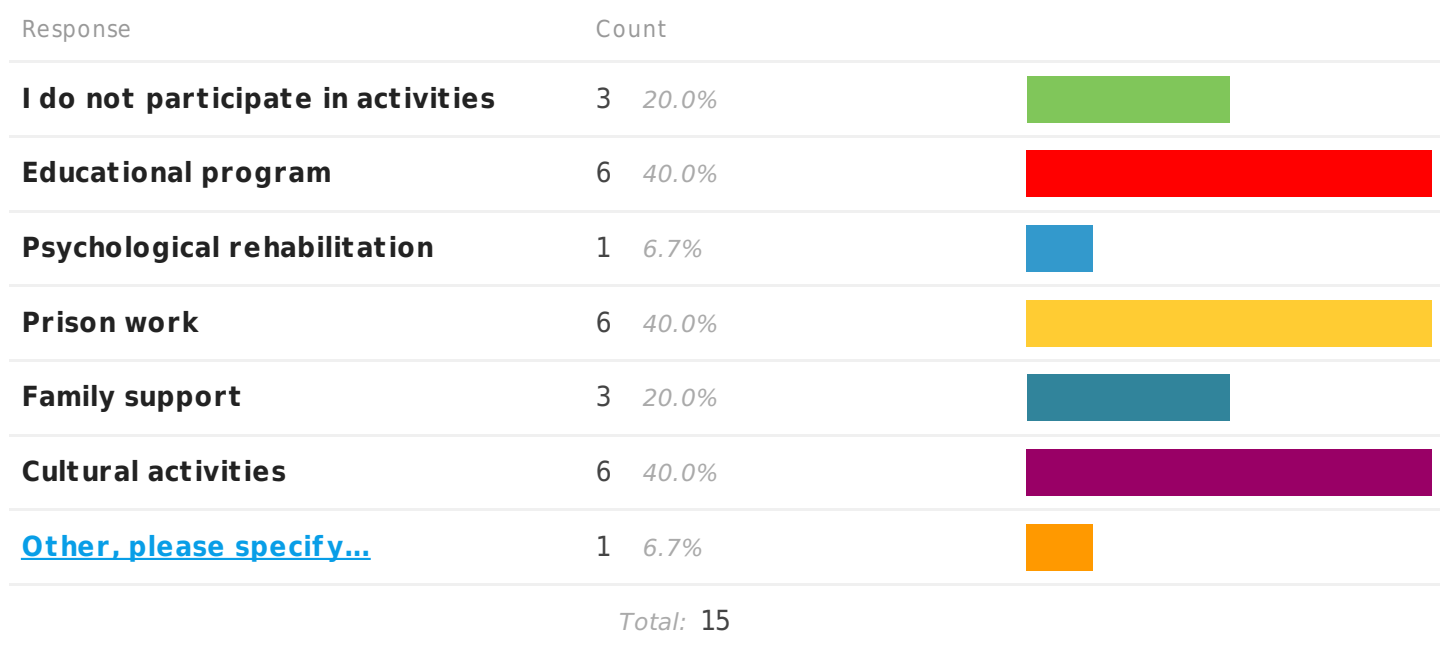
20. What kind of help did you need/would have needed when you first arrived in prison?

Response	Count
Substance abuse intervention	2 13.3%
Health/mental care	4 26.7%
Parenting	1 6.7%
Family issues	13 86.7%
Employment	2 13.3%
Other, please specify...	1 6.7%
<i>Total: 15</i>	

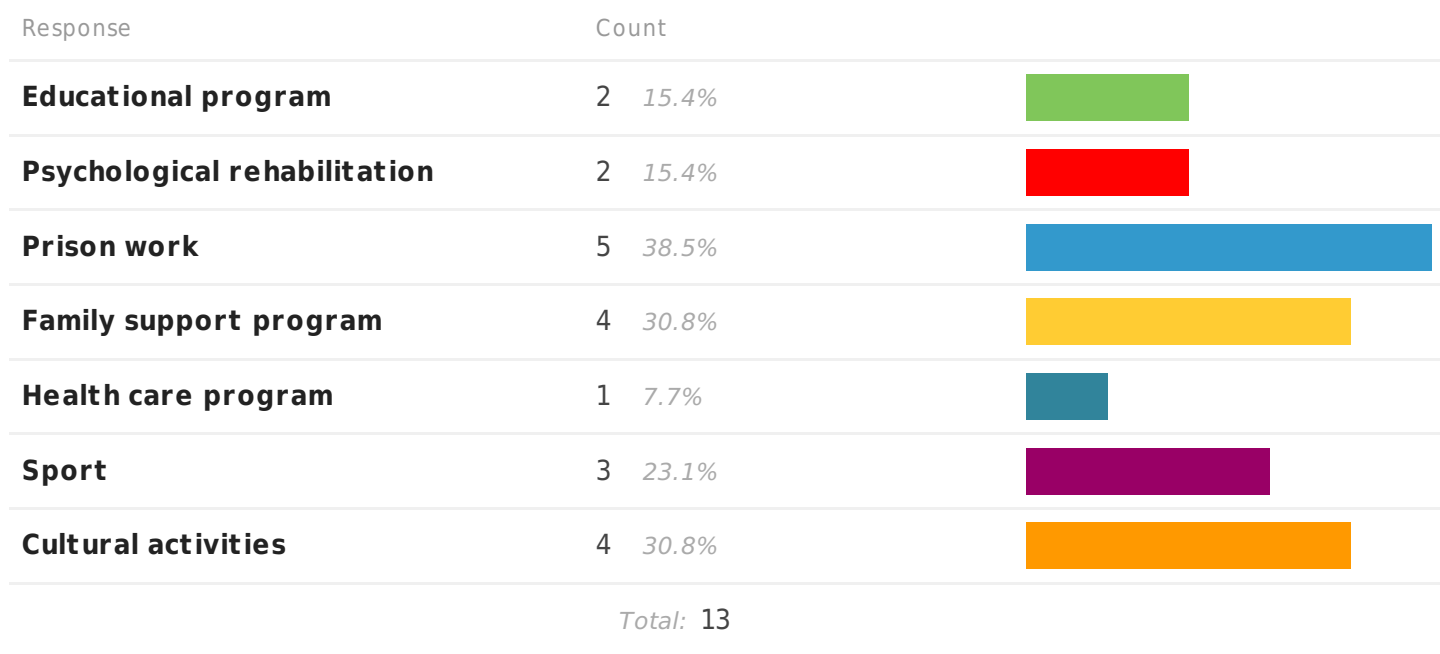
21. Did you get the help you needed

Response	Count
No	9 60.0%
Yes: b) Health/mental care	1 6.7%
Yes: c) Parenting	1 6.7%
Yes: d) Family issues	5 33.3%
<i>Total: 15</i>	

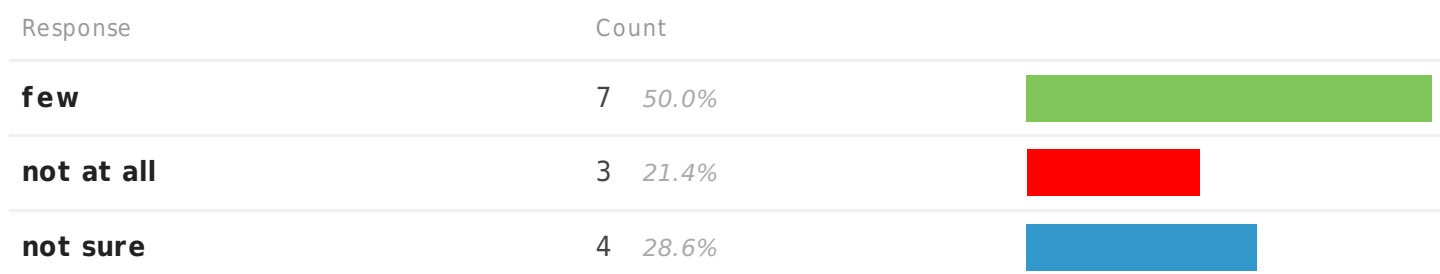
22. My participation in activities or programs while in prison



23. My wishes for prison activities or programs



24. Does prison offer activities that meet my needs



Response	Count
<i>Total: 14</i>	







25. Self-rated ICT, reading/writing and mathematics skills

Variable	Very good	Good	Poor	Very poor	Not applicable	
ICT skills	1 6.7%	5 33.3%	7 46.7%	1 6.7%	1 6.7%	<i>Total: 15</i>
Reading/writing skills	1 6.7%	7 46.7%	3 20.0%	3 20.0%	1 6.7%	<i>Total: 15</i>
Mathematics skills	1 6.7%	4 26.7%	6 40.0%	3 20.0%	1 6.7%	<i>Total: 15</i>








26. Self-rated literacy and numeracy difficulties

Variable	None	Some	Serious	
Literacy difficulties	8 53.3%	5 33.3%	2 13.3%	<i>Total: 15</i>
Numeracy difficulties	6 40.0%	7 46.7%	2 13.3%	<i>Total: 15</i>










27. My participation in prison educational activities

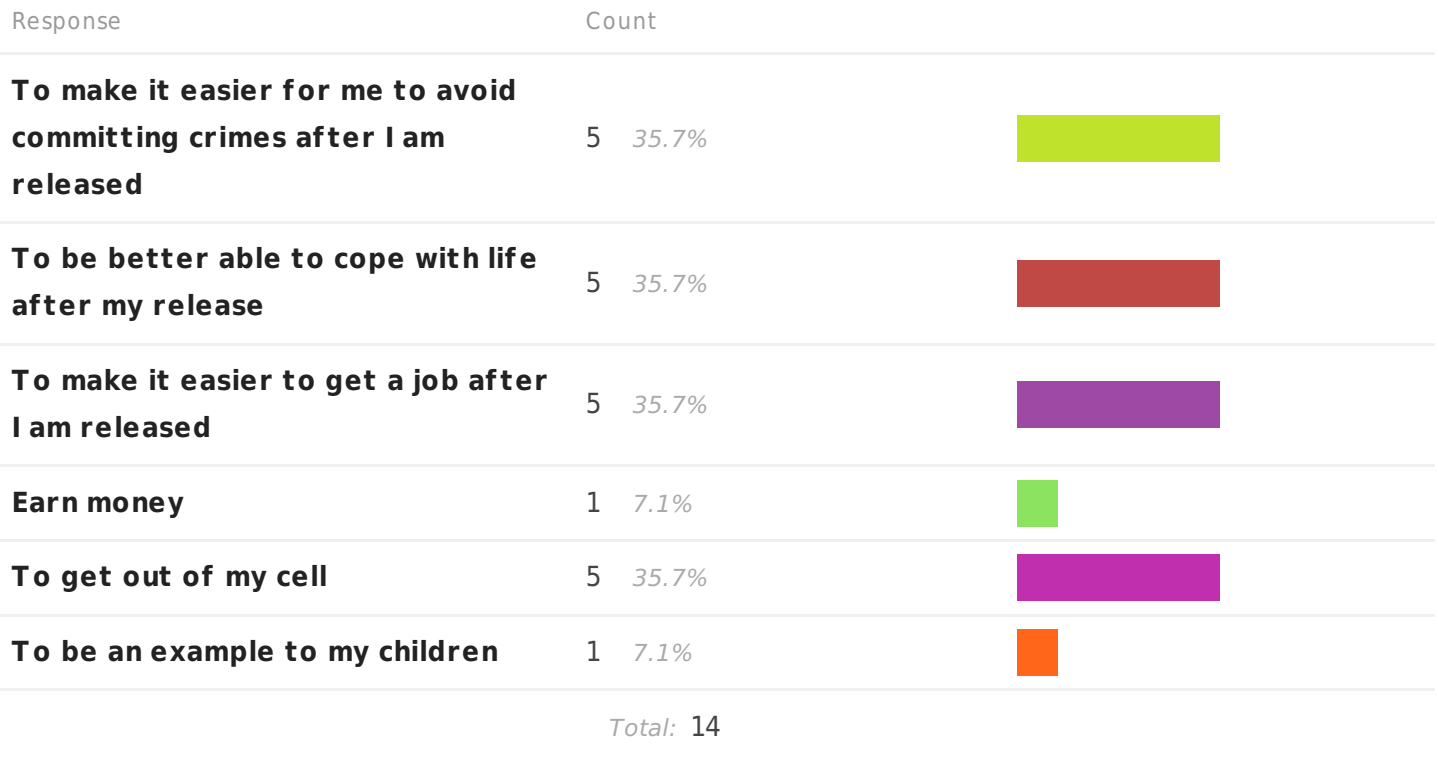
Response	Count	
I am not participating	5 38.5%	
Primary school	1 7.7%	
Secondary school	4 30.8%	
Vocational training with qualification	2 15.4%	
Training and guidance for rehabilitation purposes	1 7.7%	
<u>Other educational activities...</u>	1 7.7%	
<i>Total: 13</i>		

28. My educational interests/ preferences

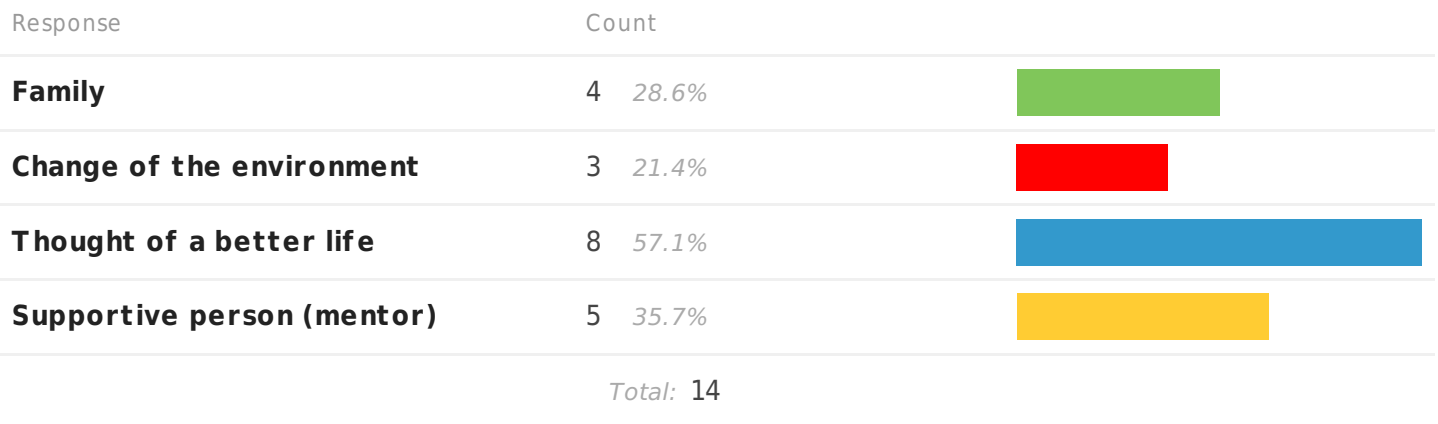
Response	Count	
I have no educational interests/preferences	2 16.7%	
Primary school	1 8.3%	
Secondary school	7 58.3%	
Vocational training with qualification	1 8.3%	
Training and guidance for rehabilitation purposes	2 16.7%	
E-Learning	2 16.7%	
<u>Other educational activities...</u>	1 8.3%	
<i>Total: 12</i>		

29. Reasons for deciding to participate in prison educational activities

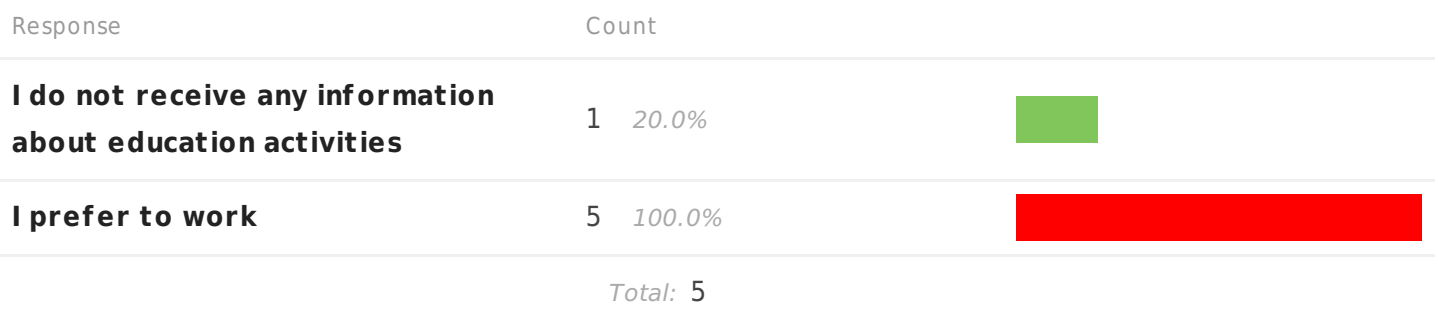
Response	Count	
To satisfy my desire to learn	5 35.7%	
To learn about a new subject	4 28.6%	
To spend my time doing something useful	10 71.4%	
To pass an exam	3 21.4%	
To improve previous grades	9 64.3%	
Because I was encouraged to study	3 21.4%	
To get more free time during the day	3 21.4%	
To improve my self-esteem	4 28.6%	
Because it is better than working in prison	3 21.4%	



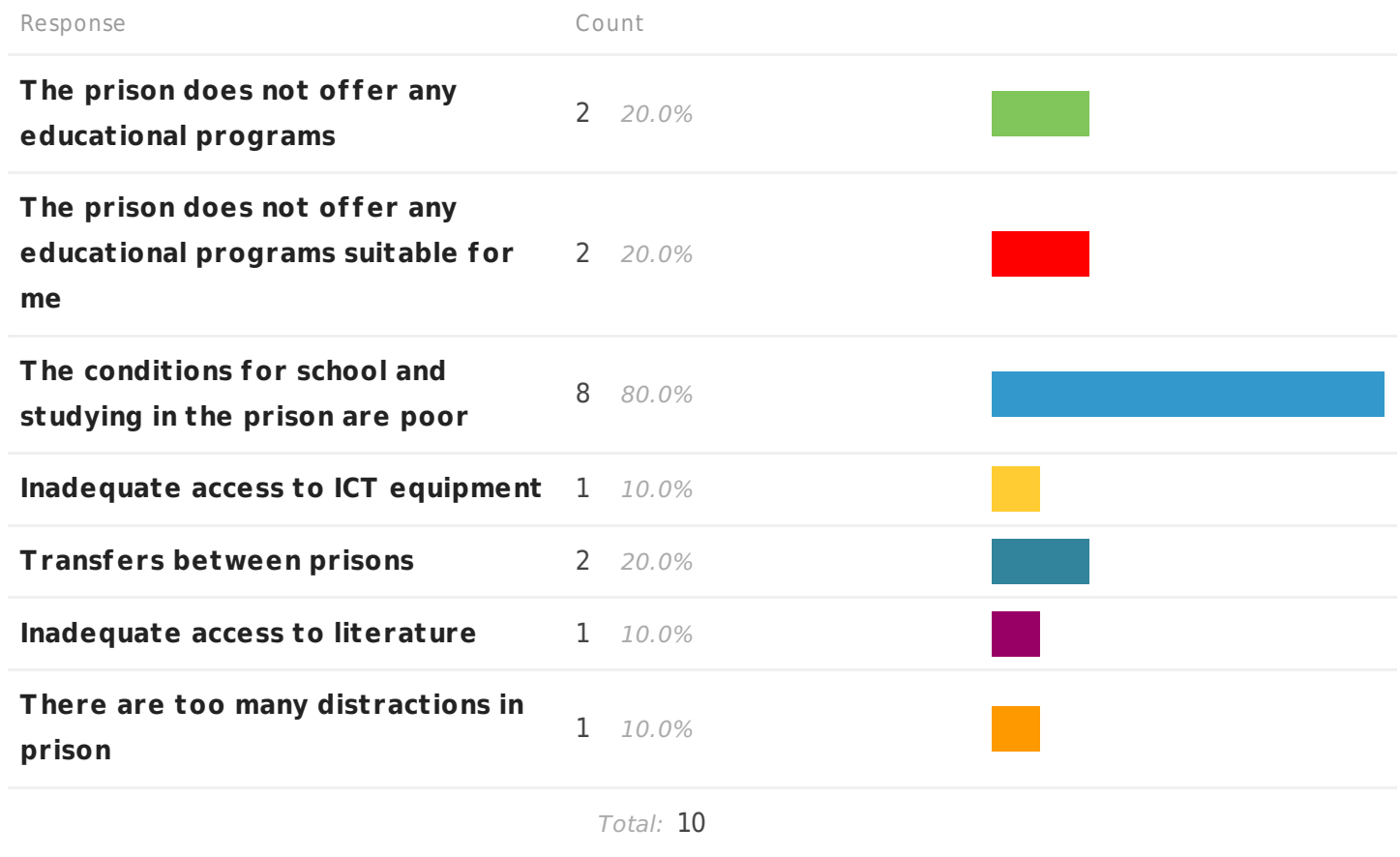
30. What motivates me to study?



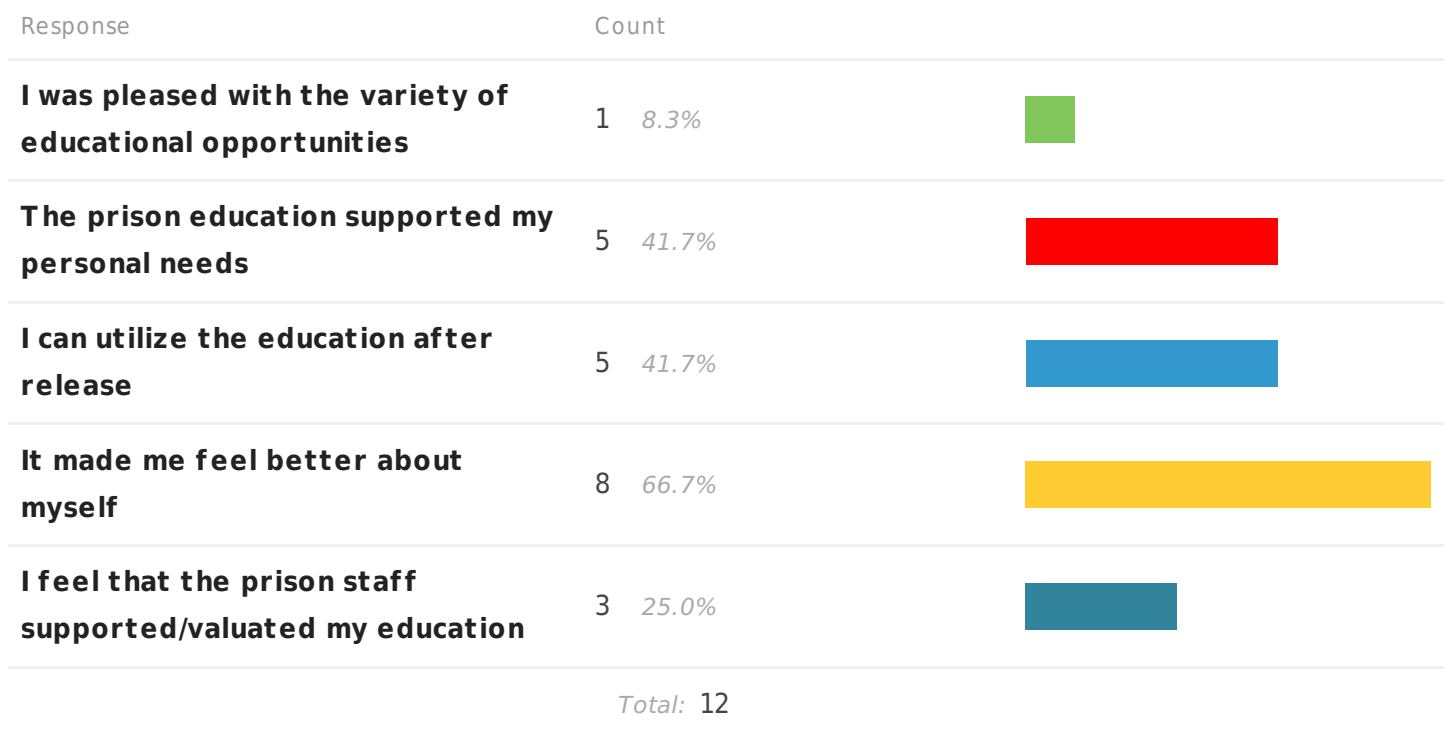
31. Reasons for not participating in prison educational activities, if any



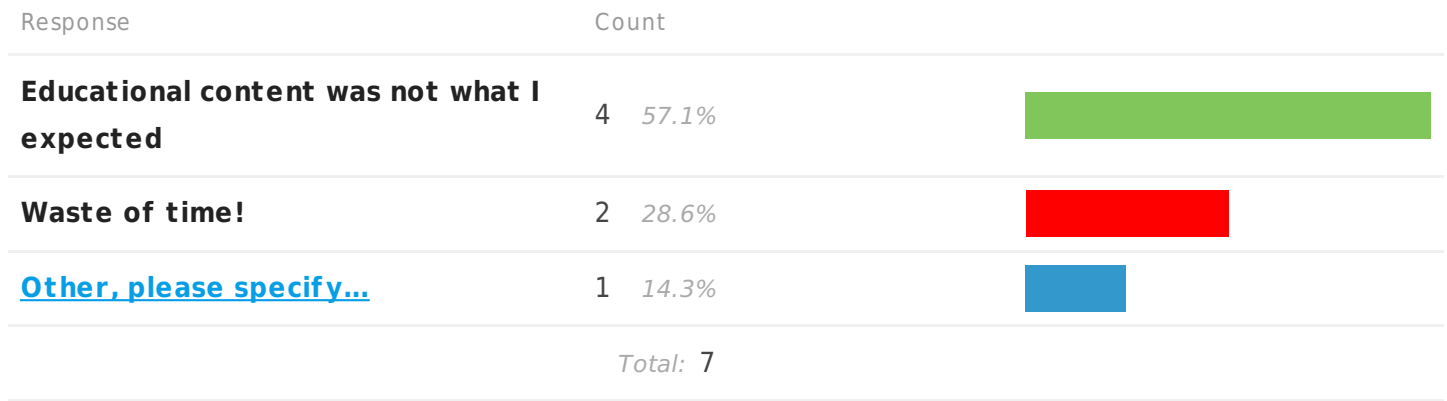
32. Problems associated with prison educational activities



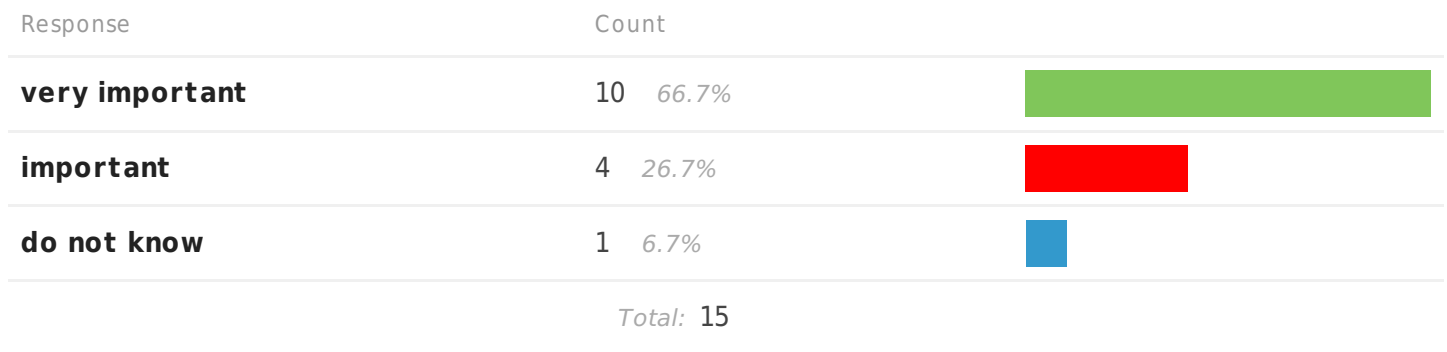
33. POSITIVE experiences of participating in prison educational activities



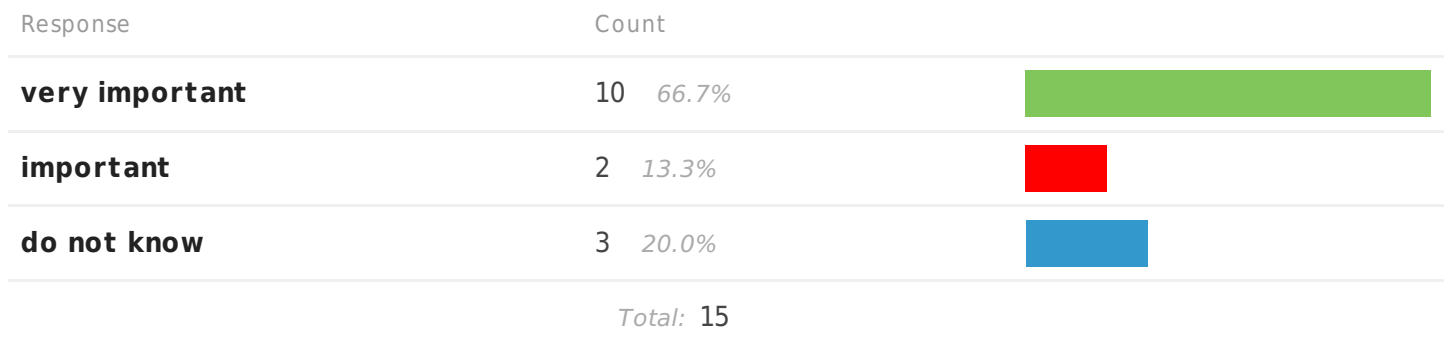
34. NEGATIVE experiences of participating in prison educational activities




35a) How do I value education in general?





35b) What does prison education mean to me?






36. Level of educational Counselor's support











Response	Count	
very poor	1 7.1%	
do not know	2 14.3%	
<i>Total: 14</i>		

37. How did I hear about the last activity I participated in?





Response	Count	
Staff	2 16.7%	
Other inmates	6 50.0%	
Information sessions	6 50.0%	
<i>Total: 12</i>		

38. My experiences with prison staff:





Response	Count	
I have been supported by prison staff: a) security staff	12 80.0%	
I have been supported by prison staff: b) social worker	8 53.3%	
I have been supported by prison staff: c) prison director	2 13.3%	
I have been supported by prison staff: e) teacher	5 33.3%	
I have been supported by prison staff: f) psychologist	3 20.0%	
I have been supported by prison staff: g) medical staff	4 26.7%	
I have been supported by prison staff: i) other	6 40.0%	

Response	Count	
I have not been supported by prison staff	2 13.3%	
<i>Total: 15</i>		





39. I have plans when released

Response	Count	
Working	14 93.3%	
Studying	1 6.7%	
Starting over	7 46.7%	
Reactivate family bonds	8 53.3%	
<i>Total: 15</i>		

40. I had good experiences with the following services and support in the past

Response	Count	
Community services	2 40.0%	
Institutions	2 40.0%	
Schools	2 40.0%	
<u>Other, please specify...</u>	2 40.0%	
<i>Total: 5</i>		

41. I will need services/support when released

Response	Count	
Community services	4 50.0%	
Group support (i.e. AA, NA)	2 25.0%	
Institutions	5 62.5%	
<u>Other, please specify...</u>	3 37.5%	

Response

Count

Total: 8

42 a) My strengths/weaknesses as a student are:

Response

Count

11 responses

42b) The kind of support that would help me the most, is:

Response

Count

11 responses

42c) Any other comments:

No data available to display