

Q1 Malta

* Filtered: Country = "Malta"

Researcher Name

Response	Count
	10 responses

Country

Response	Count
	10 responses







Prison Name

Response	Count
	10 responses

Form No

Response	Count
	10 responses

1. Age

Response	Count	
21-24	1 10.0%	
25-29	2 20.0%	
30-39	3 30.0%	
40-49	2 20.0%	
50-59	1 10.0%	
over 60	1 10.0%	

Response	Count
<i>Total: 10</i>	

2. Nationality

Response	Count
Non-EU national	1 10.0%
EU national, which country?	9 90.0%
<i>Total: 10</i>	

3. Mother-tongue

Response	Count
10 responses	



4. Marital status

Response	Count
Single	7 70.0%
Married	2 20.0%
Other registered partnership	1 10.0%
<i>Total: 10</i>	




5a. Children

Response	Count
No	1 10.0%
Yes: Child 1: year of birth	2 20.0%
Yes: Child 2: year of birth	5 50.0%
Yes: Child 4: year of birth	2 20.0%
<i>Total: 10</i>	


5b Custody of children

Response	Count	
No custody	4 66.7%	
Yes (of how many?)	2 33.3%	
<i>Total: 6</i>		




6. Educational background

Response	Count	
Secondary school	6 60.0%	
Higher education (including university)	2 20.0%	
Vocational training	2 20.0%	
<i>Total: 10</i>		

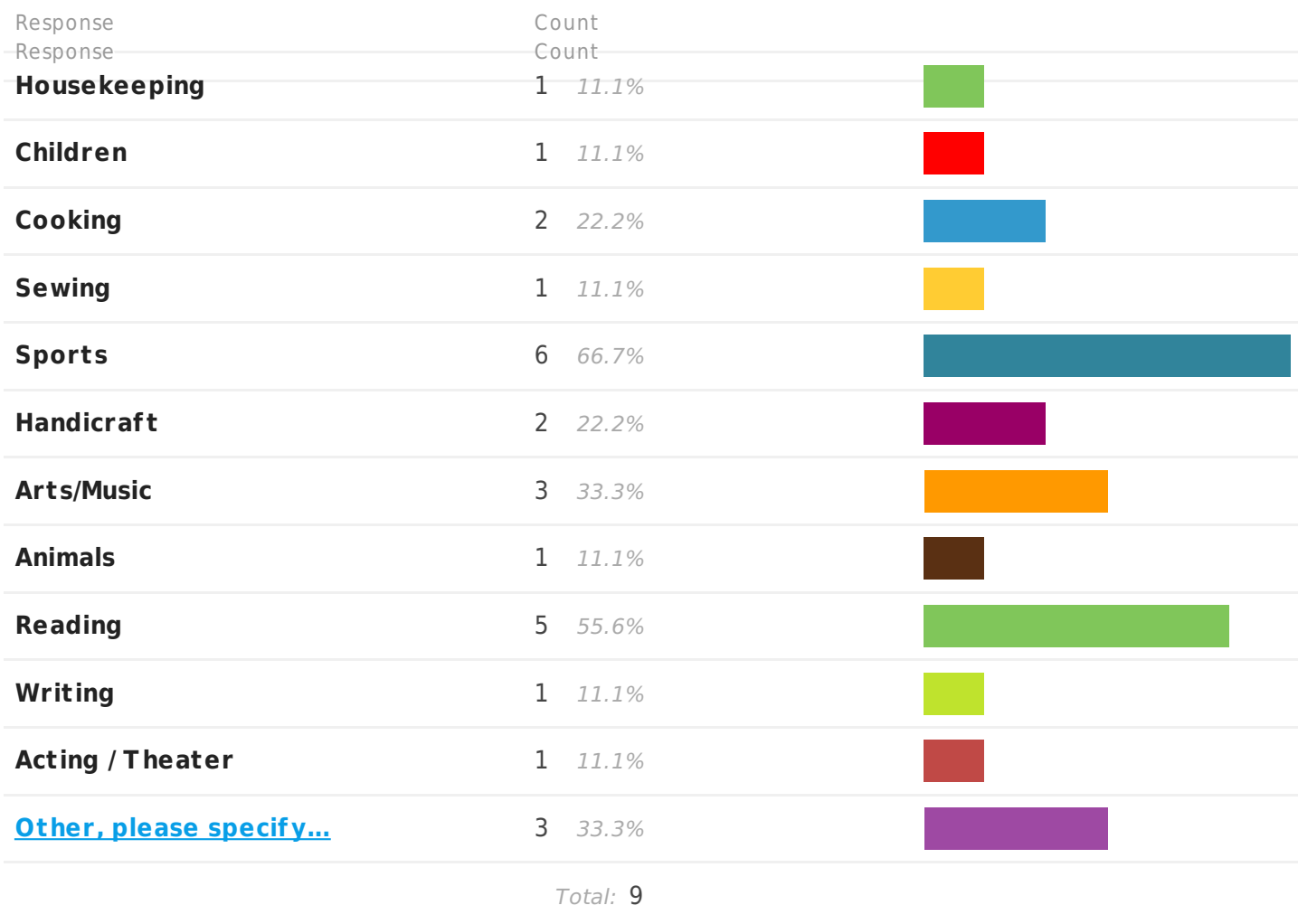
7. Profession (occupation)

Response	Count	
Yes please specify...	9 100.0%	
<i>Total: 9</i>		

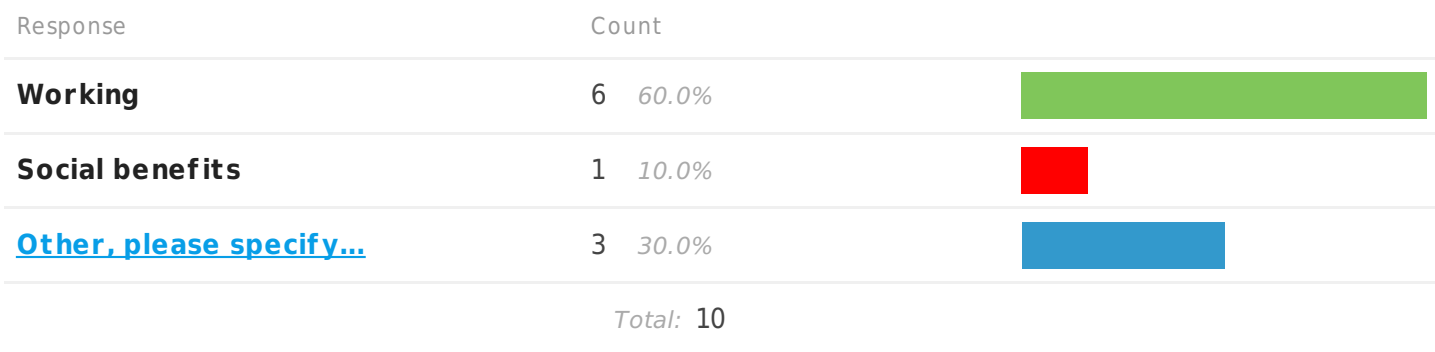
8. Employment history

Response	Count	
Yes: (years in total)	8 80.0%	
a: temporary jobs (number/length in total)	1 10.0%	
None	1 10.0%	
<i>Total: 10</i>		

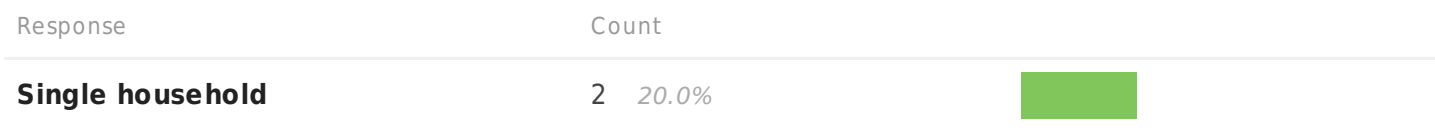
9. My hobbies/ skills/interests:





10. Income













11. Accommodation










Response	Count	
Family housing	7 70.0%	
Other, please specify...	1 10.0%	
<i>Total: 10</i>		

12. Social network



Response	Count	
I have a supportive social network. The most important persons to me are: a) family	4 40.0%	
I have a supportive social network. The most important persons to me are: b) children	3 30.0%	
I have a supportive social network. The most important persons to me are: c) partner	4 40.0%	
I have a supportive social network. The most important persons to me are: g) volunteers	1 10.0%	
I have a supportive social network. The most important persons to me are: h) none	3 30.0%	
I do not have close relationships to people with criminal background	1 10.0%	
I do not have close relationships to people with substance abuse background	2 20.0%	
I need a social supportive network	2 20.0%	
Some close relationships induce me to the criminal behavior	1 10.0%	

Response	Count	
Some close relationships induce me to drug/alcohol abuse	2 20.0%	
<i>Total: 10</i>		

13. Violence background

Response	Count	
I have not experienced domestic violence in close relationships	7 70.0%	
I have not experienced domestic violence in childhood	7 70.0%	
I have not experienced any violence	7 70.0%	
I have not been abused (bullied) in school	8 80.0%	
I have experienced domestic violence in close relationships: a) physical violence	3 30.0%	
I have experienced domestic violence in close relationships: b) emotional abuse	3 30.0%	
I have been abused (bullied) in school: b) emotional abuse	1 10.0%	
<i>Total: 10</i>		

14. Prisoner status

Response	Count	
Sentenced prisoner	9 90.0%	
Juvenile prisoner	1 10.0%	
<i>Total: 10</i>		

15. Placement in prison

Response	Count	
Female-only section	10 100.0%	
<i>Total: 10</i>		

16. Length of current sentence

Response	Count	
1 months - 3 months	2 20.0%	
2 years - 3 years	1 10.0%	
3 years - 5 years	1 10.0%	
5 years - 9 years	3 30.0%	
9 years or more	3 30.0%	
<i>Total: 10</i>		

17. Number of previous prison sentences

Response	Count	
First sentence	8 80.0%	
<u>Several sentences. How many?</u>	2 20.0%	
<i>Total: 10</i>		


18A. Prison - Closed Prison

Response	Count	
Men's prison: women's wing/dept	10 100.0%	
<i>Total: 10</i>		








18B. Prison - Open Prison

No data available to display






19. I have a Sentence Plan

Response	Count	
No	9 100.0%	
<i>Total: 9</i>		

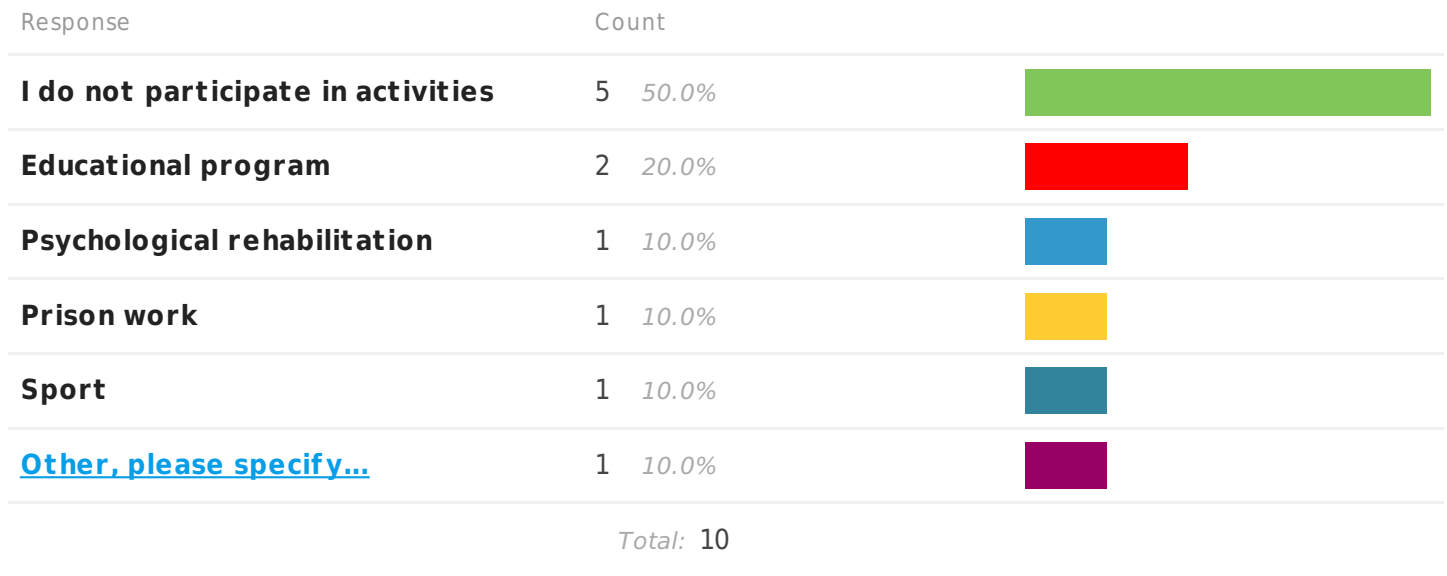
20. What kind of help did you need/would have needed when you first arrived in prison?

Response	Count	
Substance abuse intervention	3 33.3%	
Health/mental care	5 55.6%	
Parenting	1 11.1%	
Family issues	2 22.2%	
Financial advice	2 22.2%	
Language	1 11.1%	
<u>Other, please specify...</u>	2 22.2%	
<i>Total: 9</i>		

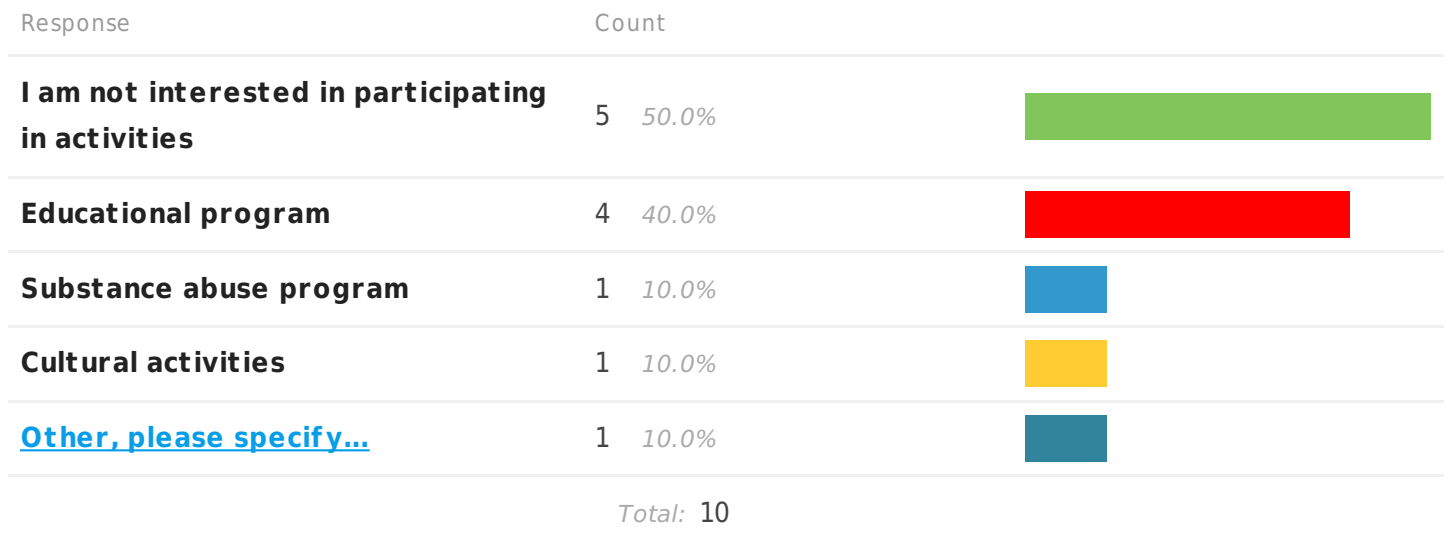
21. Did you get the help you needed

Response	Count	
No	3 33.3%	
Yes: a) Substance abuse intervention	2 22.2%	
Yes: b) Health/mental care	3 33.3%	
Yes: d) Family issues	1 11.1%	
Yes: h) Language	1 11.1%	
<i>Total: 9</i>		

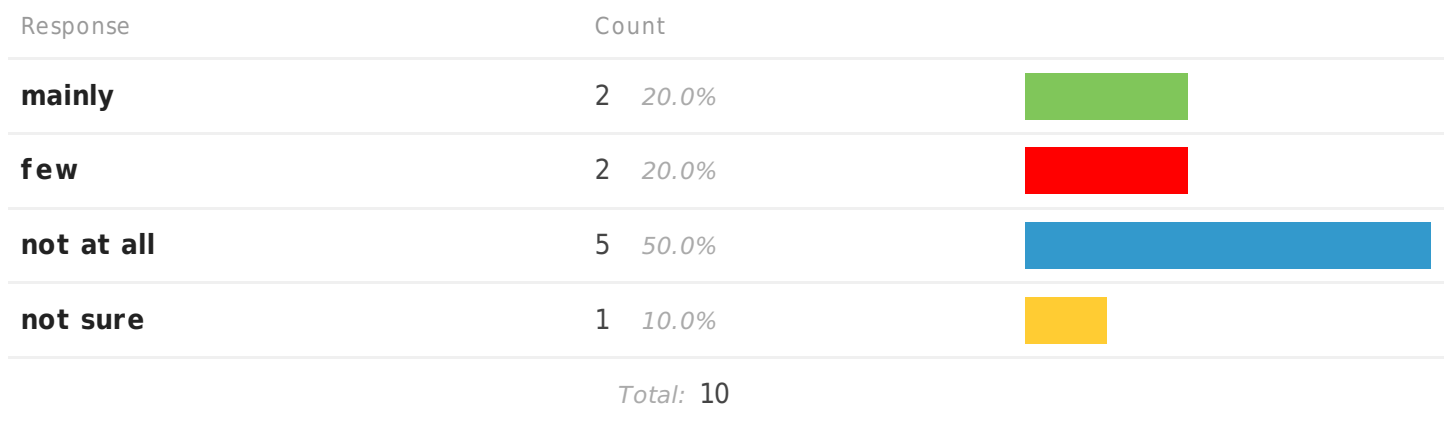
22. My participation in activities or programs while in prison



23. My wishes for prison activities or programs



24. Does prison offer activities that meet my needs







25. Self-rated ICT, reading/writing and mathematics skills

Variable	Very good	Good	Poor	Very poor	Not applicable	
ICT skills	1 10.0%	2 20.0%	5 50.0%	1 10.0%	1 10.0%	Total: 10
Reading/writing skills	5 50.0%	5 50.0%	0 0.0%	0 0.0%	0 0.0%	Total: 10
Mathematics skills	1 10.0%	6 60.0%	3 30.0%	0 0.0%	0 0.0%	Total: 10



26. Self-rated literacy and numeracy difficulties

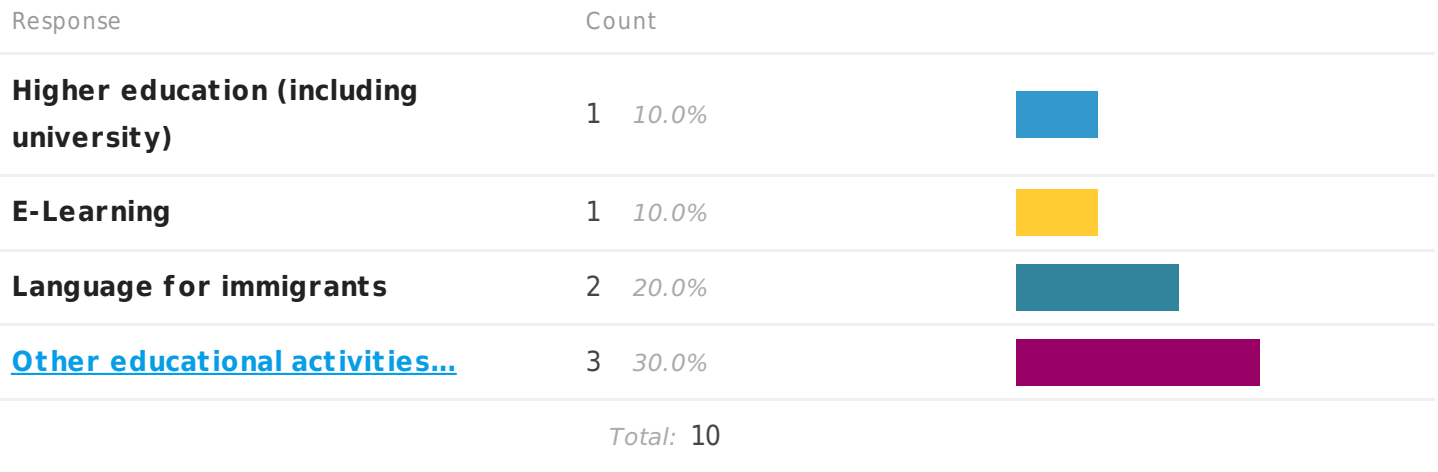
Variable	None	Some	Serious	
Literacy difficulties	9 90.0%	1 10.0%	0 0.0%	Total: 10
Numeracy difficulties	10 100.0%	0 0.0%	0 0.0%	Total: 10

27. My participation in prison educational activities

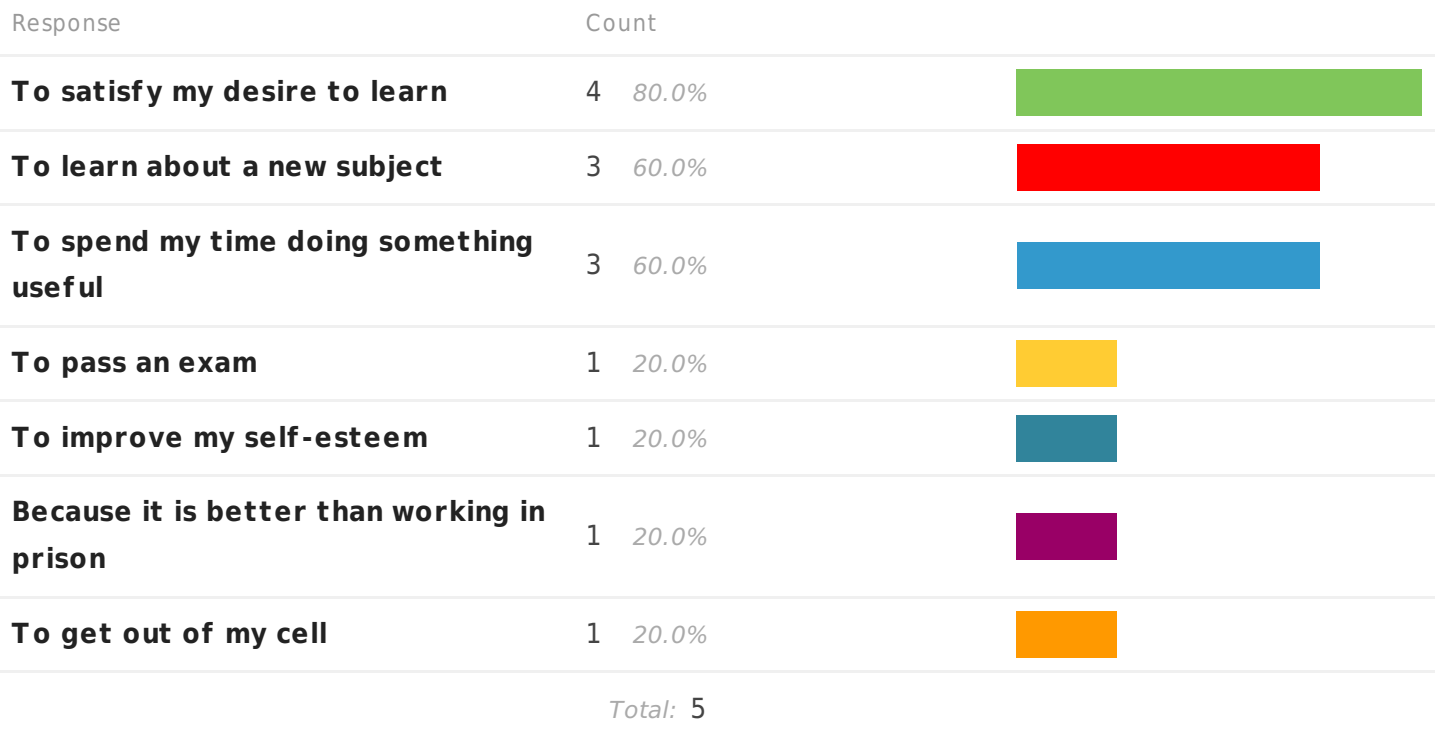
Response	Count	
I am not participating	7 70.0%	
Secondary school	1 10.0%	
Language for immigrants	2 20.0%	
Other educational activities...	1 10.0%	
<i>Total: 10</i>		

28. My educational interests/ preferences

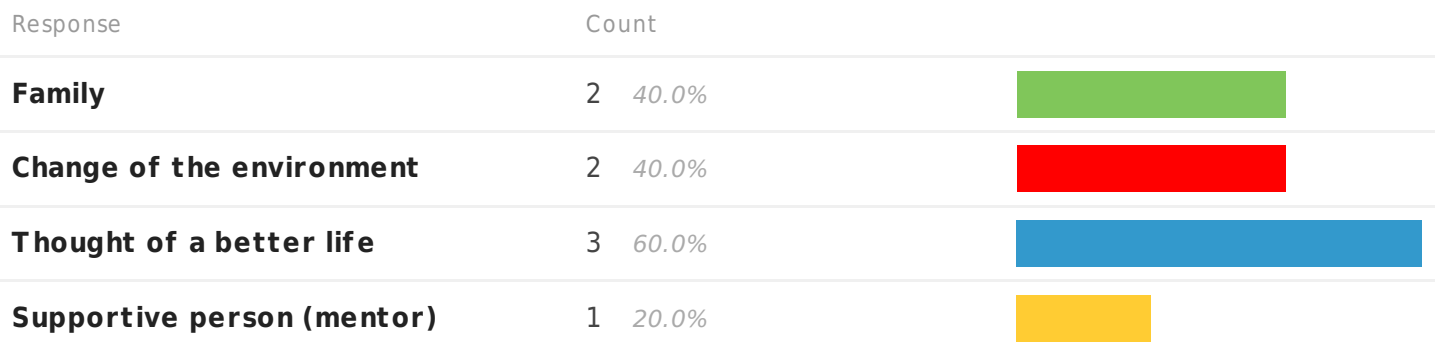
Response	Count	
I have no educational interests/preferences	5 50.0%	
Vocational training with qualification	1 10.0%	



29. Reasons for deciding to participate in prison educational activities



30. What motivates me to study?



Response	Count
<i>Total: 5</i>	

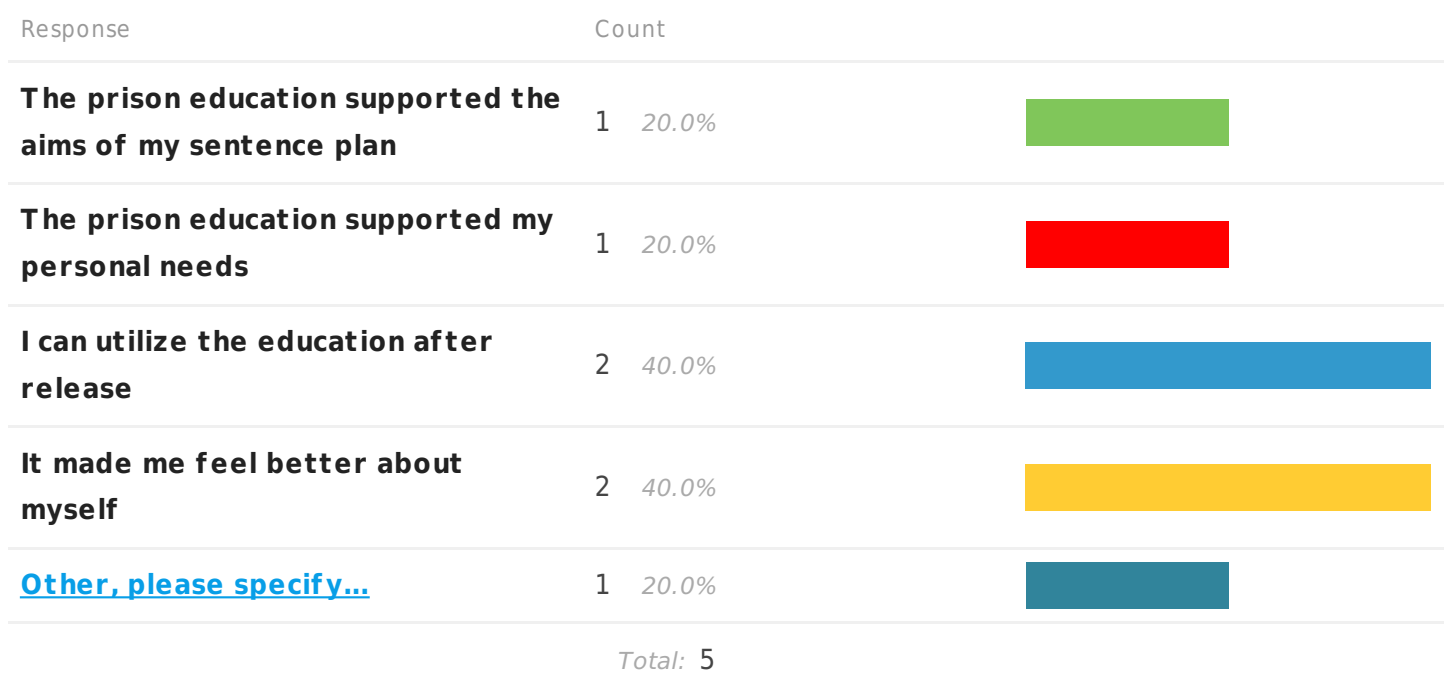
31. Reasons for not participating in prison educational activities, if any

Response	Count
I am not interested in getting an education in prison	3 60.0%
I already have enough education	4 80.0%
I am not willing to make the effort	2 40.0%
I prefer to work	1 20.0%
Other, please specify...	1 20.0%
<i>Total: 5</i>	

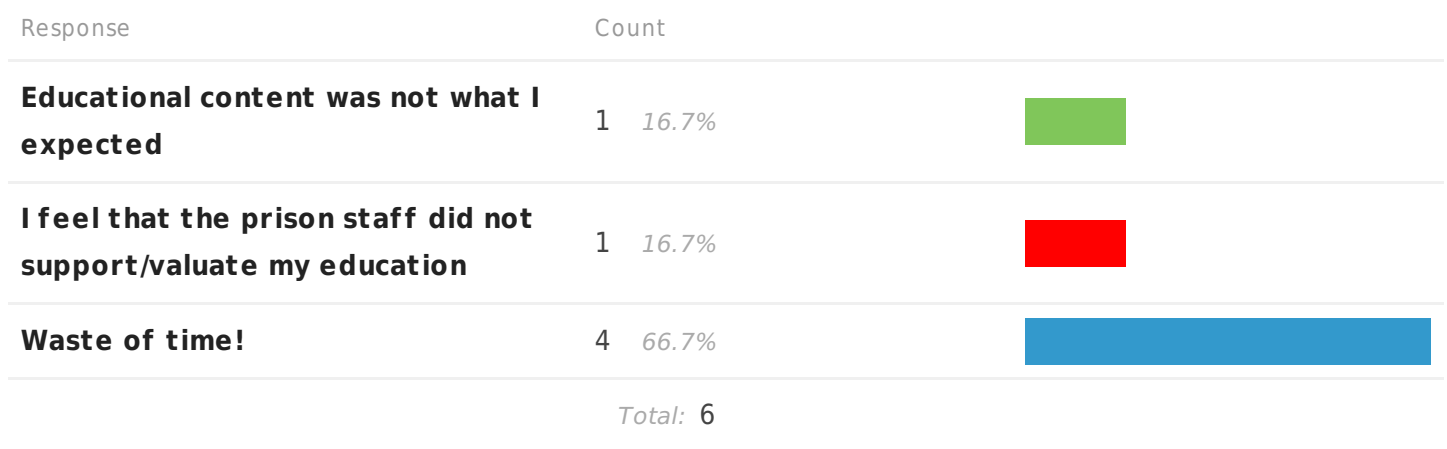
32. Problems associated with prison educational activities

Response	Count
The prison does not offer any educational programs	3 30.0%
The prison does not offer any educational programs suitable for me	5 50.0%
The conditions for school and studying in the prison are poor	2 20.0%
Inadequate access to ICT equipment	2 20.0%
Inadequate access to literature	1 10.0%
There are too many distractions in prison	1 10.0%
Other, please specify...	3 30.0%
<i>Total: 10</i>	


33. POSITIVE experiences of participating in prison educational activities



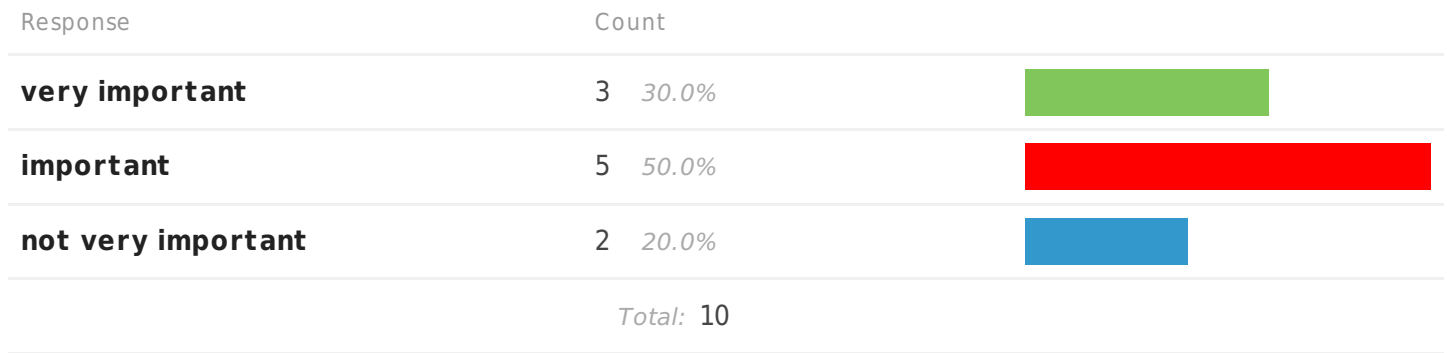
34. NEGATIVE experiences of participating in prison educational activities



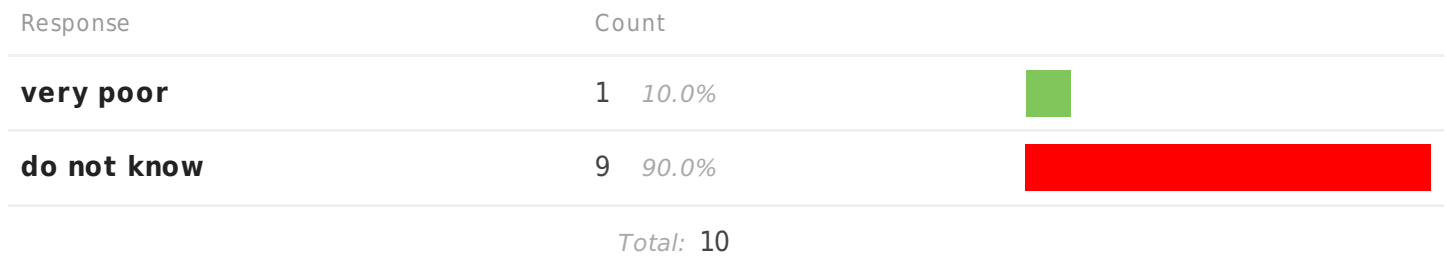
35a) How do I value education in general?



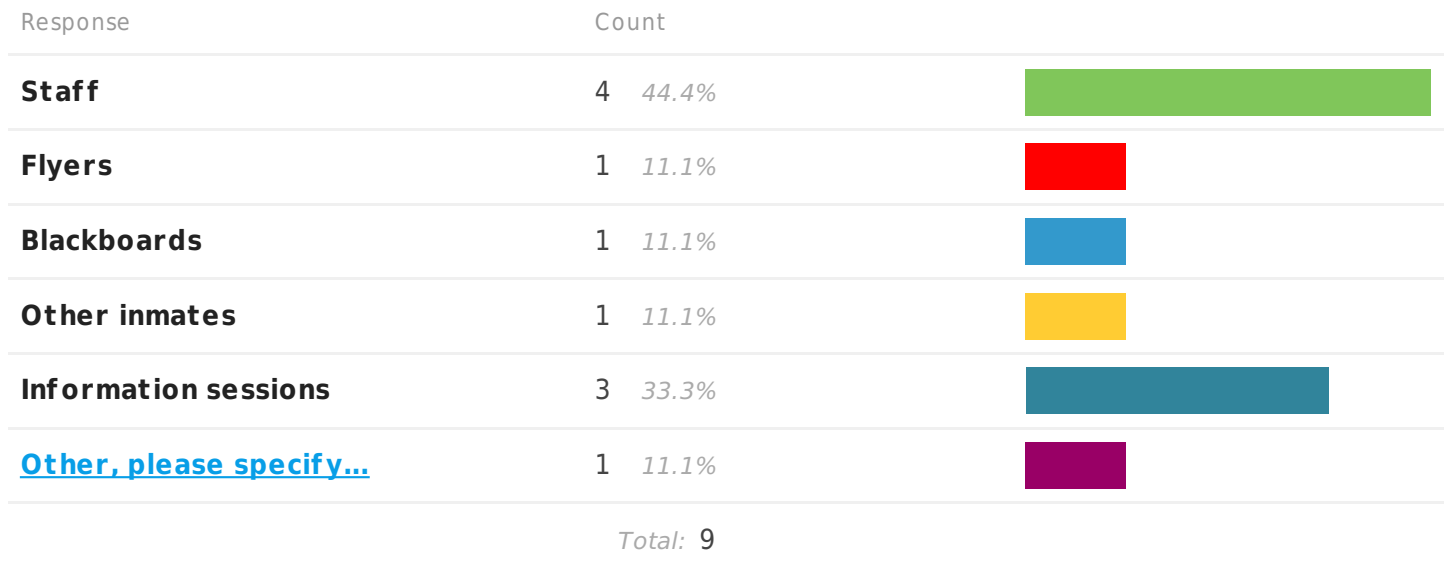
35b) What does prison education mean to me?



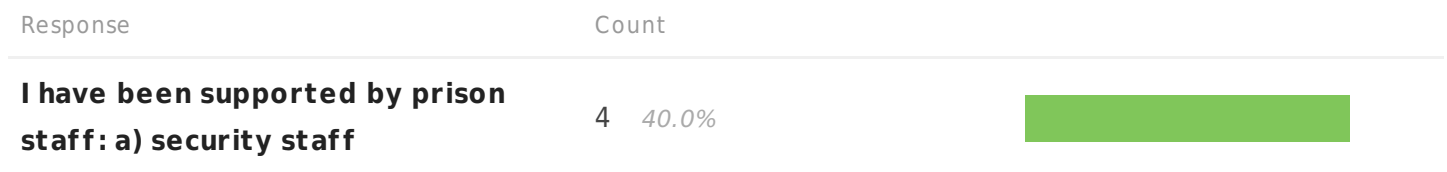
36. Level of educational Counselor's support

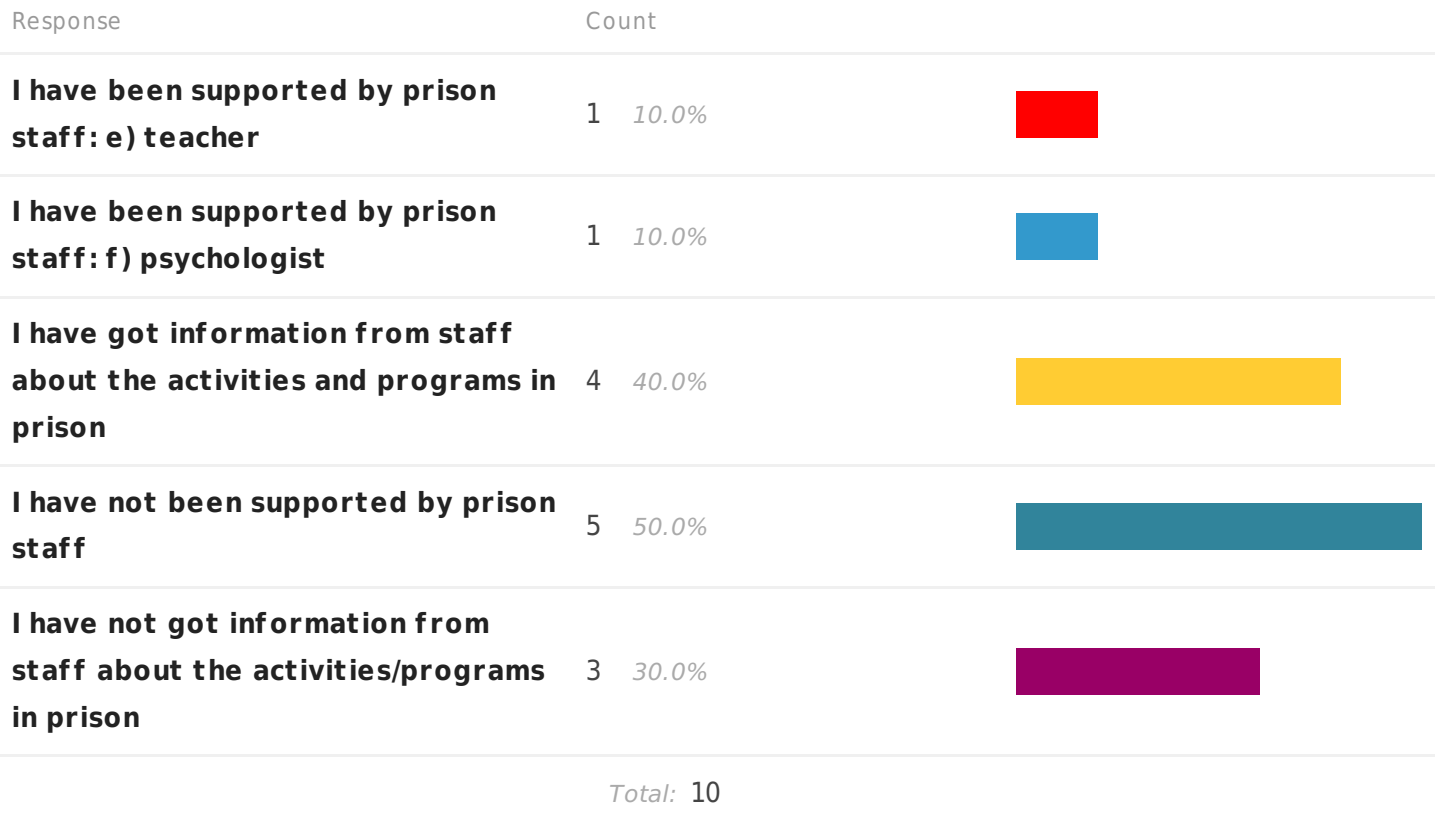


37. How did I hear about the last activity I participated in?

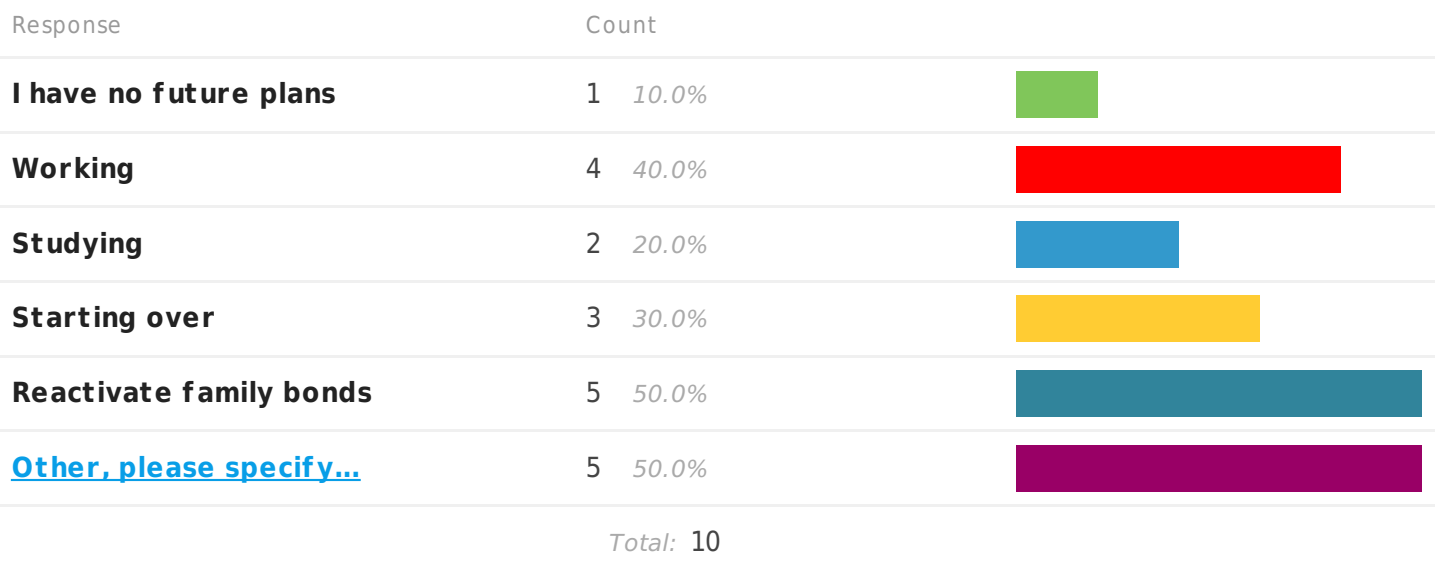


38. My experiences with prison staff:








39. I have plans when released







40. I had good experiences with the following services and support in the past



Response	Count	
3rd sector services (NGO)	4 57.1%	
Other, please specify...	3 42.9%	
<i>Total: 7</i>		

41. I will need services/support when released

Response	Count	
Community services	1 14.3%	
Group support (i.e. AA, NA)	2 28.6%	
3rd sector services (NGO)	2 28.6%	
Other, please specify...	5 71.4%	
<i>Total: 7</i>		

42 a) My strengths/weaknesses as a student are:

Response	Count
	4 responses

42b) The kind of support that would help me the most, is:

Response	Count
	4 responses

42c) Any other comments:

Response	Count
	6 responses