


The logo for VALMOPRIS features the word "VALMOPRIS" in a blue, sans-serif font. The letter "V" is yellow and has five yellow stars above it, arranged in a slight arc. The rest of the letters are blue.

VALMOPRIS



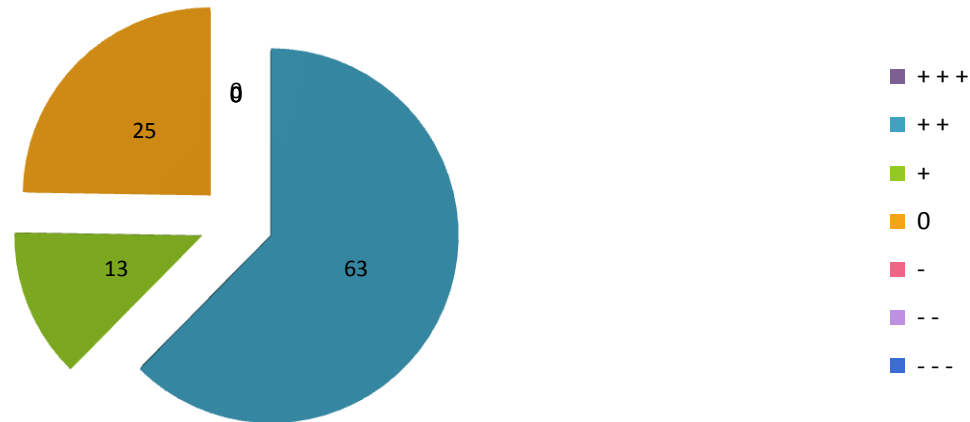
Erasmus+

VALMOPRIS - Evaluation of the kick-off meeting

New Summary Report - 27 November 2015



1 - Achievement of overall meeting objectives: Developing the project and planning next steps

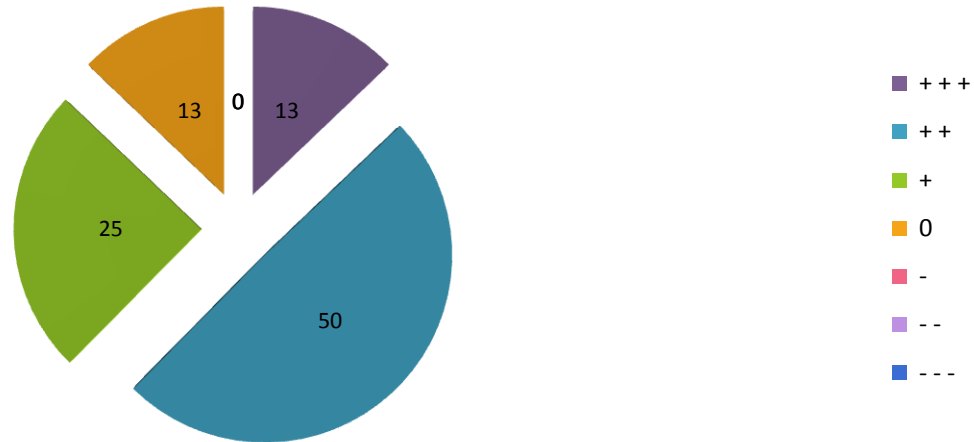


Value	Percent	Count
+++	0.0%	0
++	62.5%	5
+	12.5%	1
0	25.0%	2
-	0.0%	0
--	0.0%	0
---	0.0%	0
Total		8

Sum	21.0
Average	2.6
StdDev	0.9
Max	4.0



2 - Clarification of roles: Has the meeting contributed to clarifying your role?

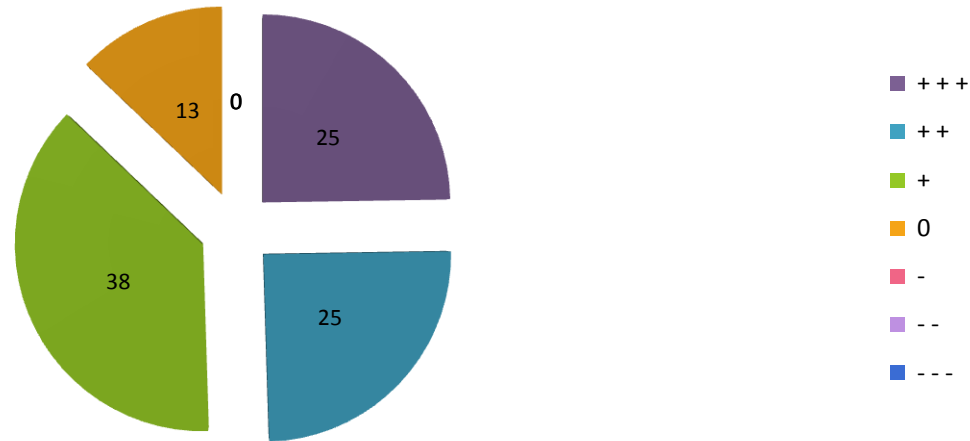


Value	Percent	Count
+++	12.5%	1
++	50.0%	4
+	25.0%	2
0	12.5%	1
-	0.0%	0
--	0.0%	0
---	0.0%	0
Total		8

Sum	19.0
Average	2.4
StdDev	0.9
Max	4.0



3 - Clarification of next steps: Are you clear about the tasks that have to be fulfilled by you in the next months?

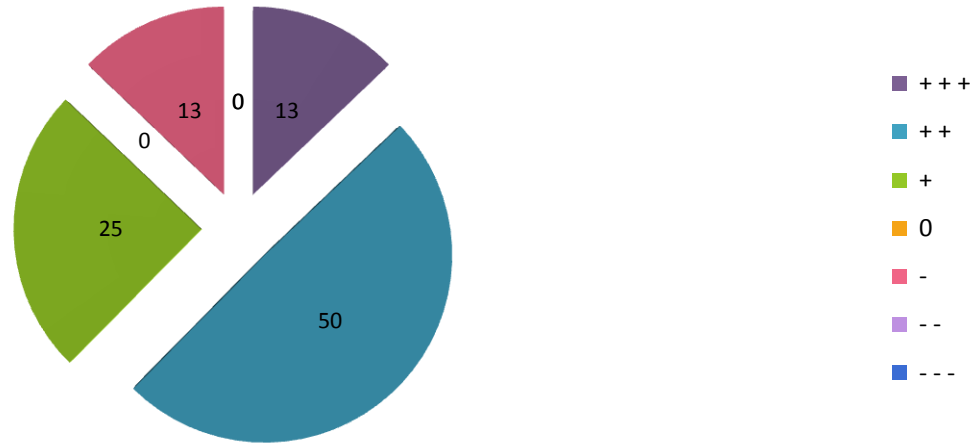


Value	Percent	Count
+++	25.0%	2
++	25.0%	2
+	37.5%	3
0	12.5%	1
-	0.0%	0
--	0.0%	0
---	0.0%	0
Total		8

Sum	19.0
Average	2.4
StdDev	1.0
Max	4.0



4 - Selection of topics addressed in the meeting

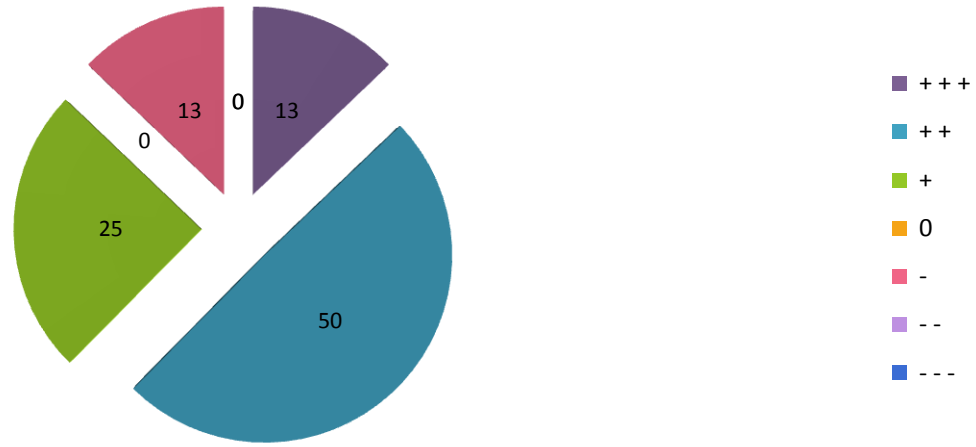


Value	Percent	Count
+++	12.5%	1
++	50.0%	4
+	25.0%	2
0	0.0%	0
-	12.5%	1
--	0.0%	0
---	0.0%	0
Total		8

Sum	20.0
Average	2.5
StdDev	1.1
Max	5.0



5 - Appropriateness of the agenda and clear relation to the project aims

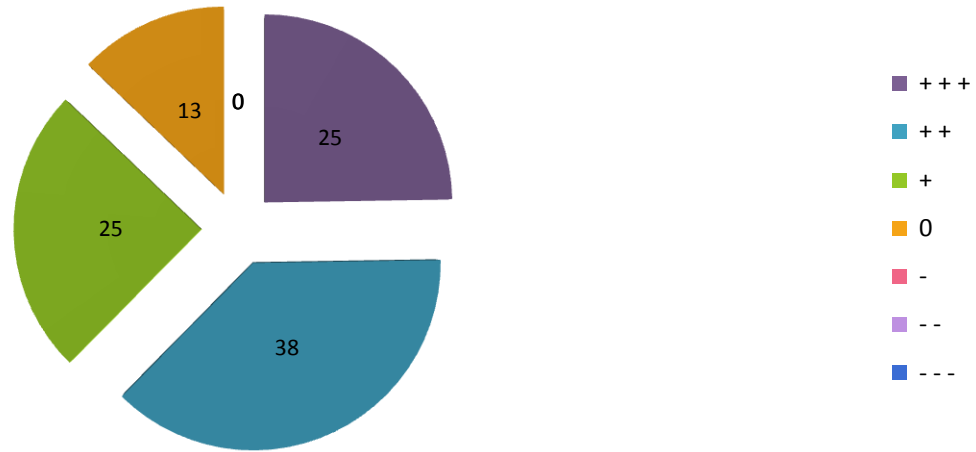


Value	Percent	Count
+++	12.5%	1
++	50.0%	4
+	25.0%	2
0	0.0%	0
-	12.5%	1
--	0.0%	0
---	0.0%	0
Total		8

Sum	20.0
Average	2.5
StdDev	1.1
Max	5.0



6 - Quality of documents and working materials

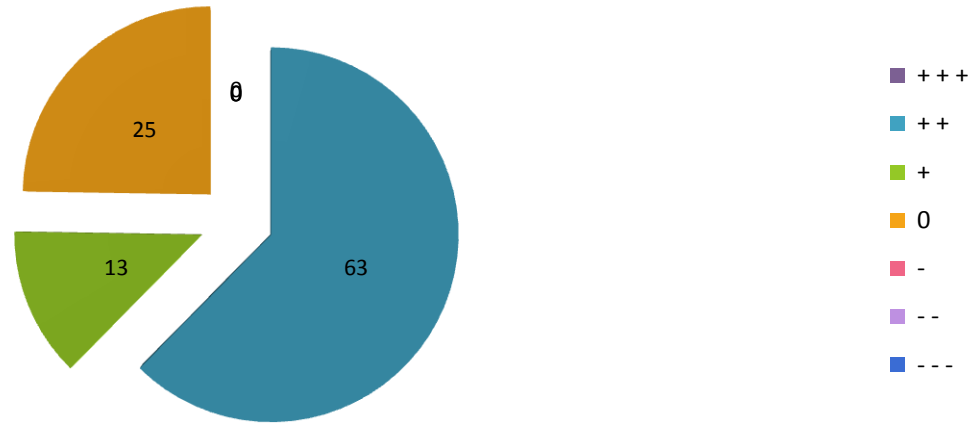


Value	Percent	Count
+++	25.0%	2
++	37.5%	3
+	25.0%	2
0	12.5%	1
-	0.0%	0
--	0.0%	0
---	0.0%	0
Total		8

Sum	18.0
Average	2.3
StdDev	1.0
Max	4.0



7 - Balance of the meeting programme (duration, work vs. free time, social activities)

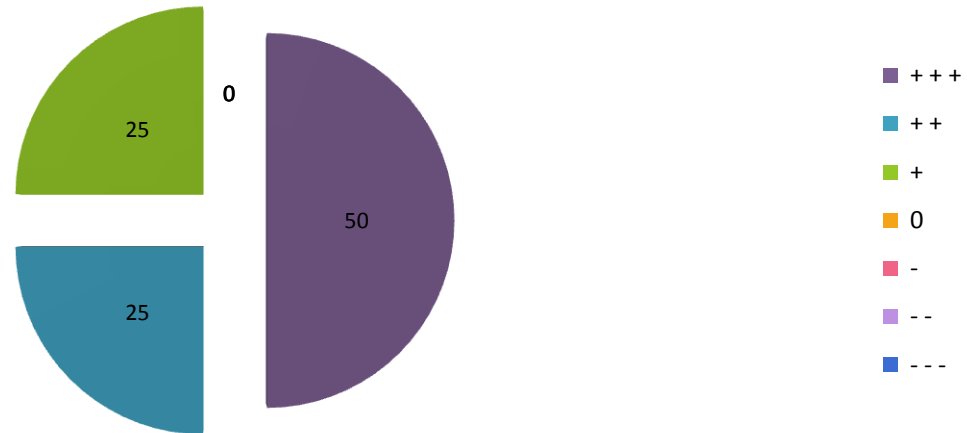


Value	Percent	Count
+++	0.0%	0
++	62.5%	5
+	12.5%	1
0	25.0%	2
-	0.0%	0
--	0.0%	0
---	0.0%	0
Total		8

Sum	21.0
Average	2.6
StdDev	0.9
Max	4.0



8 - Level of satisfaction with the practical arrangements (meeting venue, accomodation, meals)

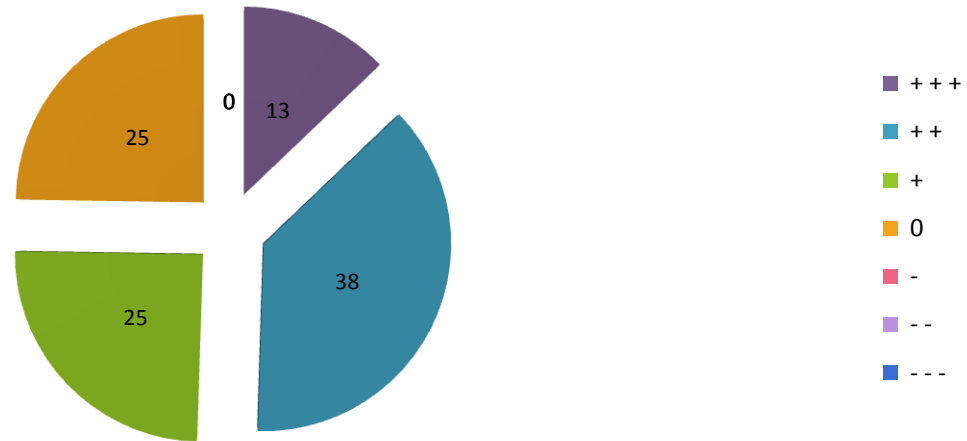


Value	Percent	Count
+++	50.0%	4
++	25.0%	2
+	25.0%	2
0	0.0%	0
-	0.0%	0
--	0.0%	0
---	0.0%	0
Total		8

Sum	14.0
Average	1.8
StdDev	0.8
Max	3.0



9 - Extent to which each partner contributed to the meeting

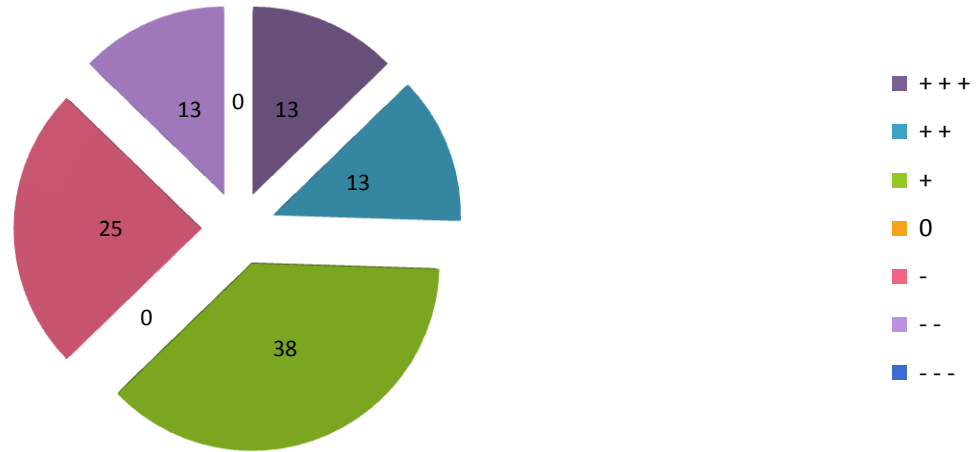


Value	Percent	Count
+++	12.5%	1
++	37.5%	3
+	25.0%	2
0	25.0%	2
-	0.0%	0
--	0.0%	0
---	0.0%	0
Total		8

Sum	21.0
Average	2.6
StdDev	1.0
Max	4.0



10 - Mutual understanding amongst partners about the project

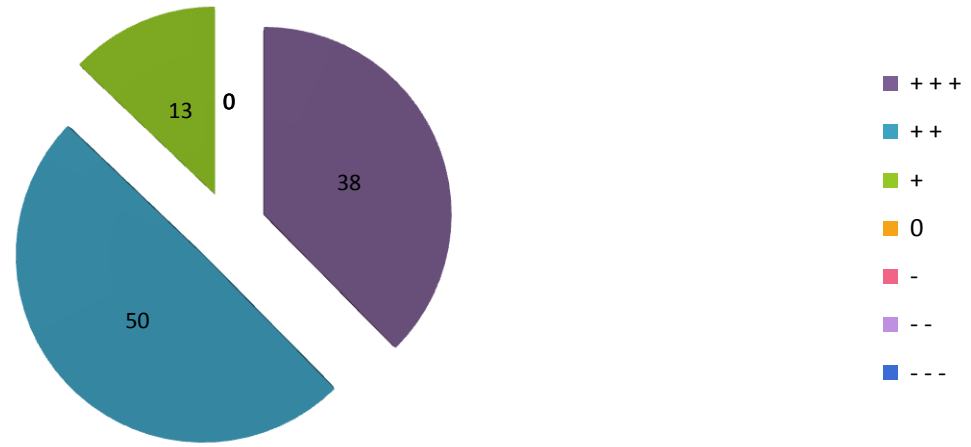


Value	Percent	Count
+++	12.5%	1
++	12.5%	1
+	37.5%	3
0	0.0%	0
-	25.0%	2
--	12.5%	1
---	0.0%	0
Total		8

Sum	28.0
Average	3.5
StdDev	1.6
Max	6.0



11 - Level of satisfaction with working language

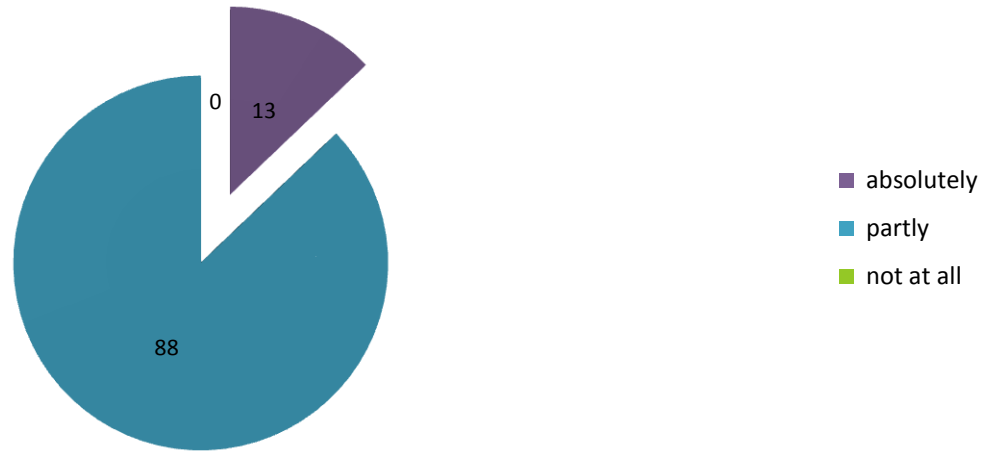


Value	Percent	Count
+++	37.5%	3
++	50.0%	4
+	12.5%	1
0	0.0%	0
-	0.0%	0
--	0.0%	0
---	0.0%	0
Total		8

Sum	14.0
Average	1.8
StdDev	0.7
Max	3.0



12 - I have a clear picture about the project aims.

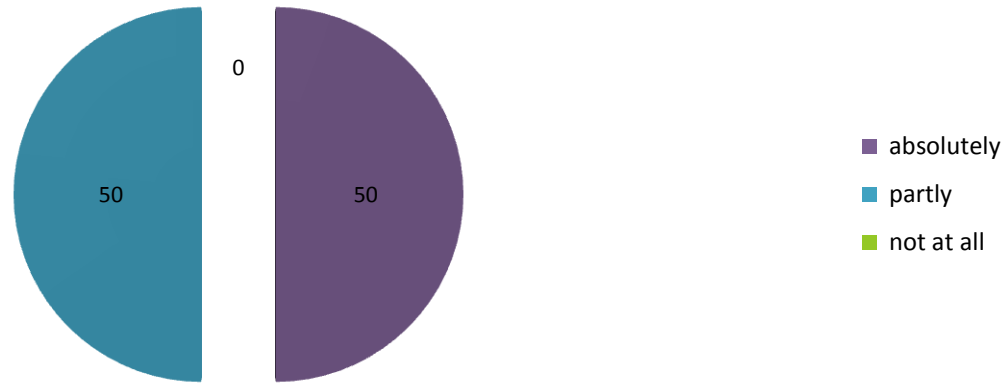


Value	Percent	Count
absolutely	12.5%	1
partly	87.5%	7
not at all	0.0%	0
Total		8

Sum	71.0
Average	8.9
StdDev	0.3
Max	9.0



13 - I have a clear picture of the project budget.

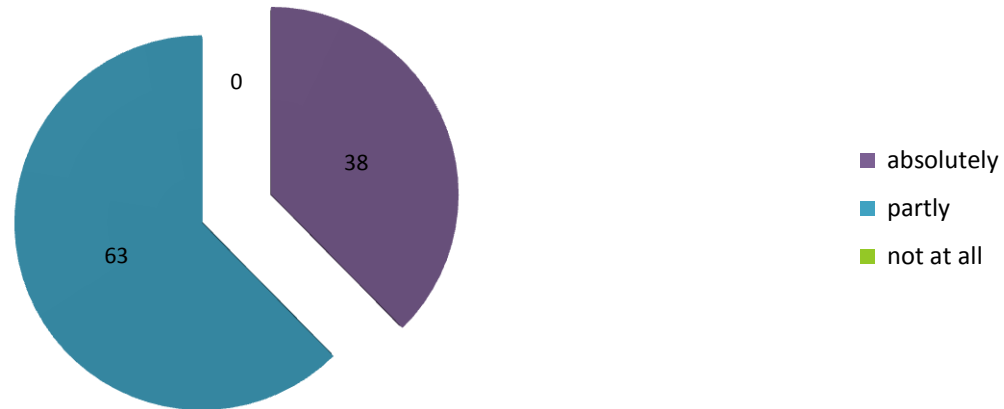


Value	Percent	Count
absolutely	50.0%	4
partly	50.0%	4
not at all	0.0%	0
Total		8

Sum	68.0
Average	8.5
StdDev	0.5
Max	9.0



14 - I have a clear picture of the role of my organisation in this project.

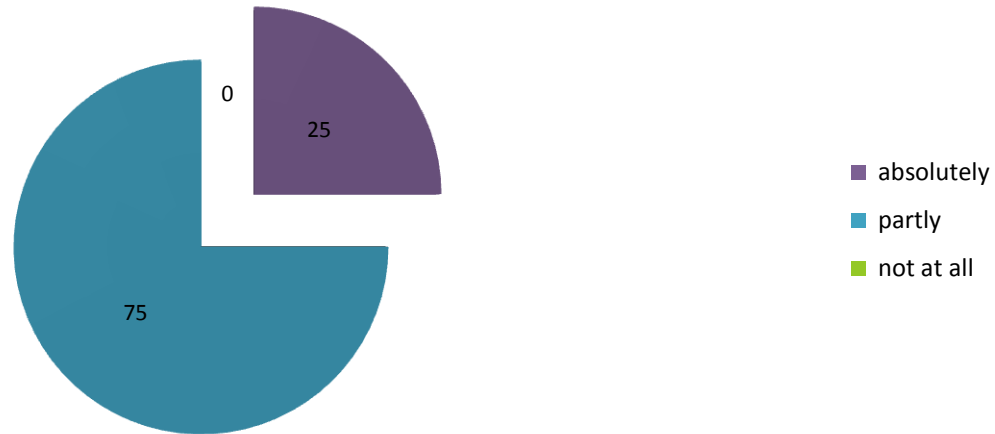


Value	Percent	Count
absolutely	37.5%	3
partly	62.5%	5
not at all	0.0%	0
Total		8

Sum	69.0
Average	8.6
StdDev	0.5
Max	9.0



15 - I have a clear picture regarding my future tasks, deadlines and with whom I should cooperate in each task.

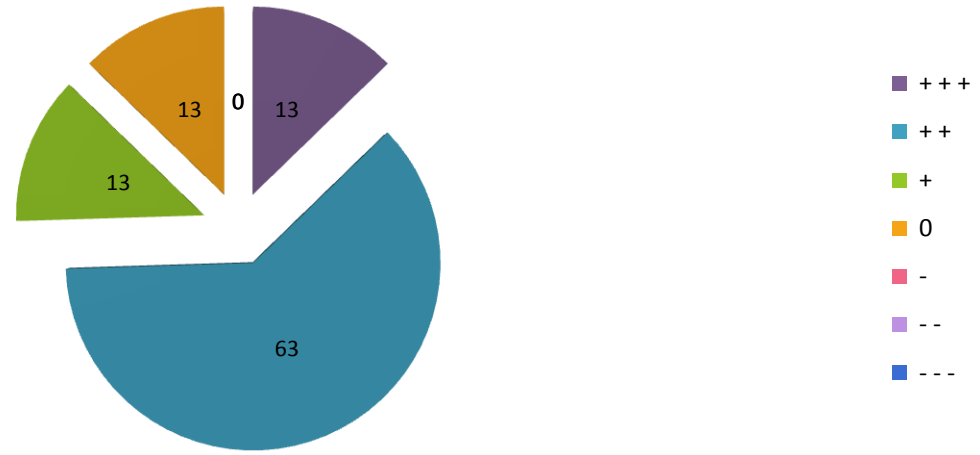


Value	Percent	Count
absolutely	25.0%	2
partly	75.0%	6
not at all	0.0%	0
Total		8

Sum	70.0
Average	8.8
StdDev	0.4
Max	9.0



16 - Overall satisfaction with the meeting:



Value	Percent	Count
+++	12.5%	1
++	62.5%	5
+	12.5%	1
0	12.5%	1
-	0.0%	0
--	0.0%	0
---	0.0%	0
Total		8

Sum	18.0
Average	2.3
StdDev	0.8
Max	4.0

