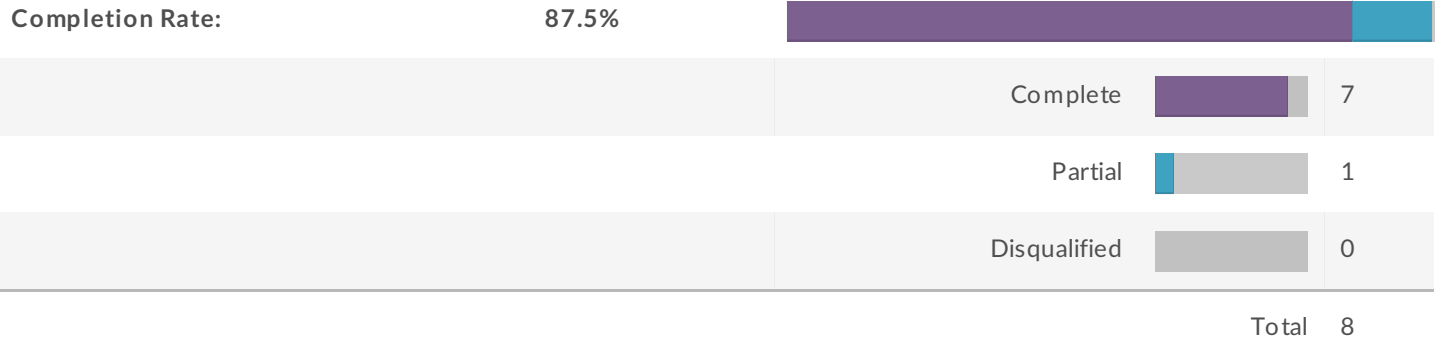


# Report for VALMOPRIS Evaluation of the Bordeaux meeting - April 2016 - copy

## Response Counts



Please add your name and organisation here. This is for organisational reasons only, please be assured that your feedback will be treated confidentially and anonymously.

Your full name

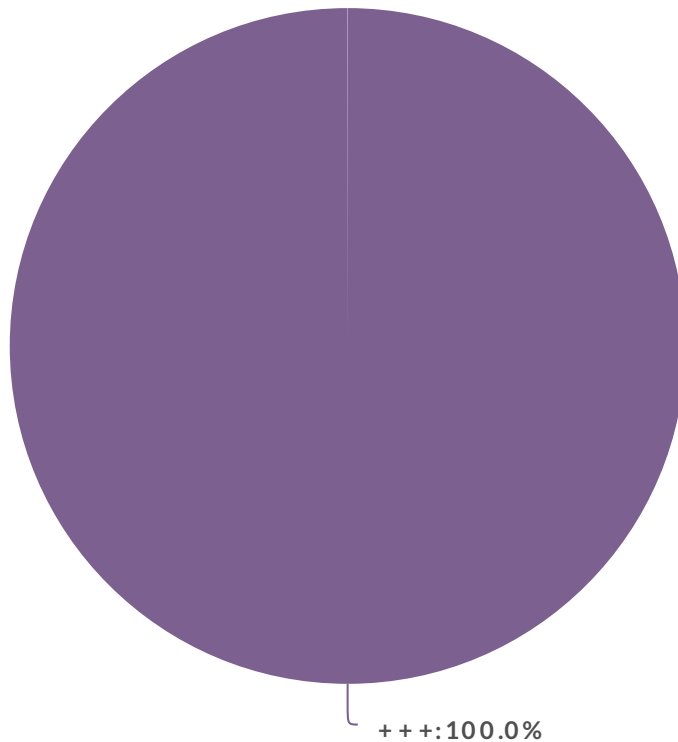


| Count | Response         |
|-------|------------------|
| 2     | Maren            |
| 1     | ANTONY           |
| 1     | Aina Vilcane     |
| 1     | Alina Zamosteanu |
| 1     | Ed Santman       |
| 1     | Enrica Pautasso  |
| 1     | Erica Kubic      |

Your organization

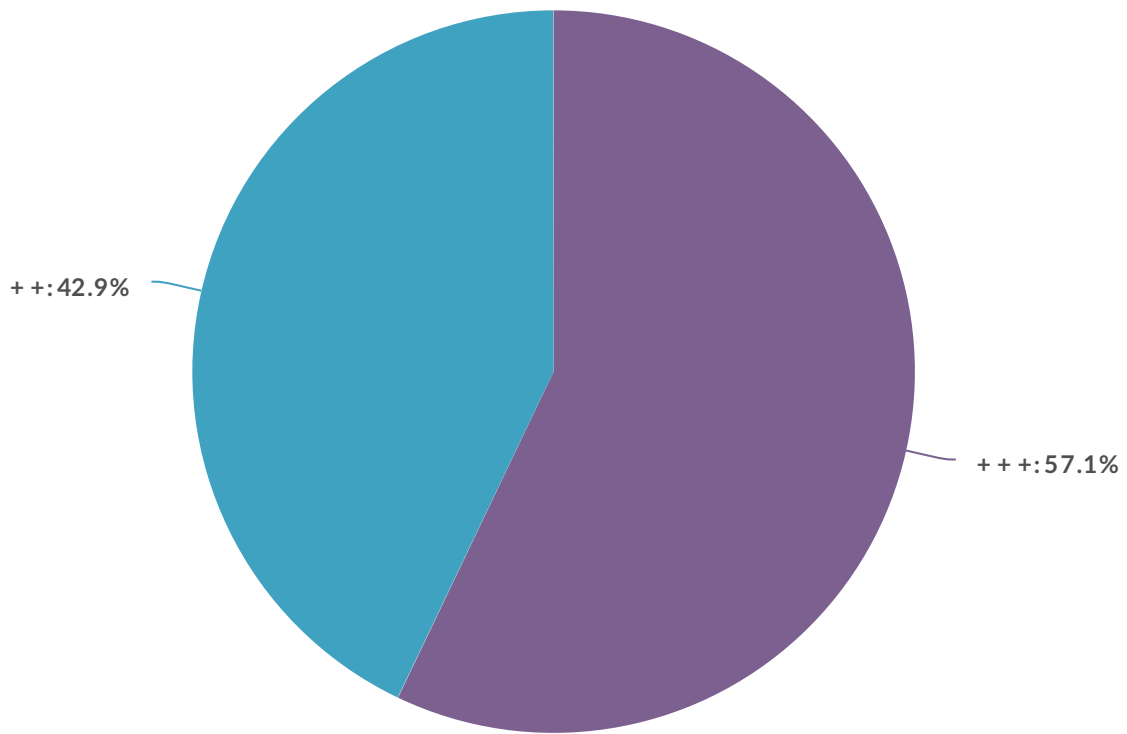
| Count | Response                    |
|-------|-----------------------------|
| 2     | dieberater                  |
| 1     | Centrul de Reeducare Buzias |
| 1     | Changes & Chances           |
| 1     | Changes&Chances             |
| 1     | EPPEA                       |
| 1     | Euro-CIDES                  |
| 1     | blinc                       |

### 1.1 - Achievement of overall meeting objectives: Developing the project and planning next steps



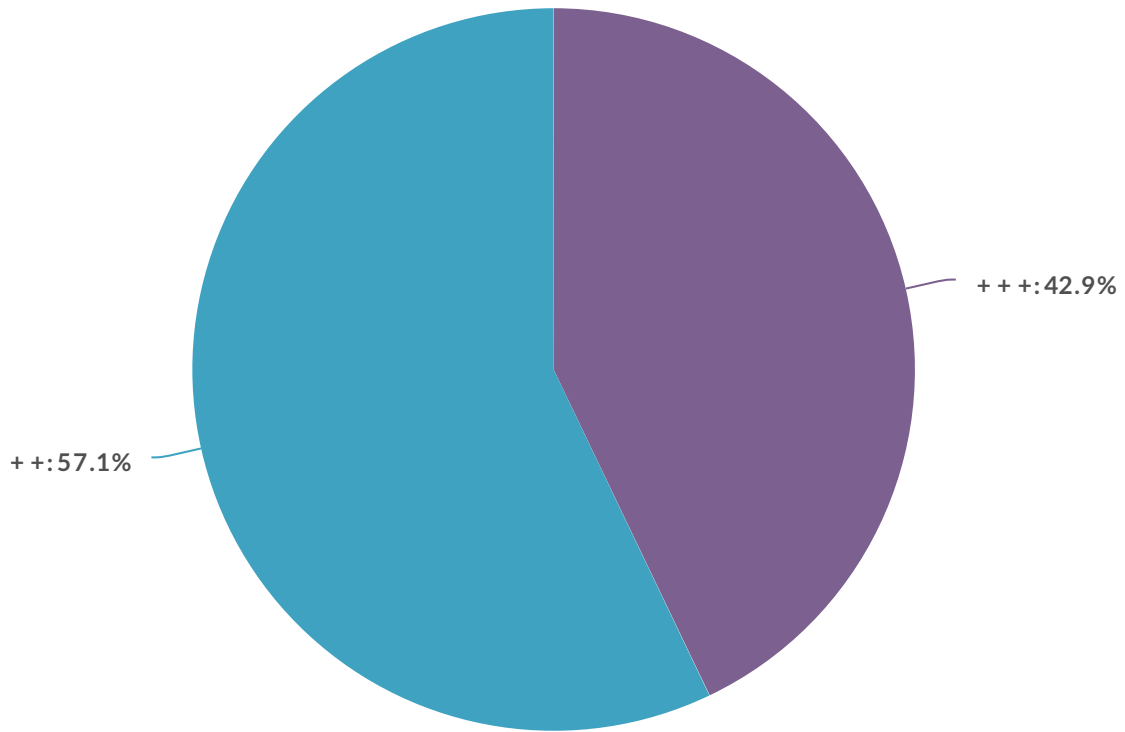
| Value | Percent | Count |
|-------|---------|-------|
| +++   | 100.0%  | 8     |
| Total |         | 8     |

## 1.2 - Clarification of roles: Has the meeting contributed to clarifying your role?



| Value | Percent | Count |
|-------|---------|-------|
| +++   | 57.1%   | 4     |
| ++    | 42.9%   | 3     |
| Total |         | 7     |

### 1.3 - Clarification of next steps: Are you clear about the tasks that have to be fulfilled by you in the next months?



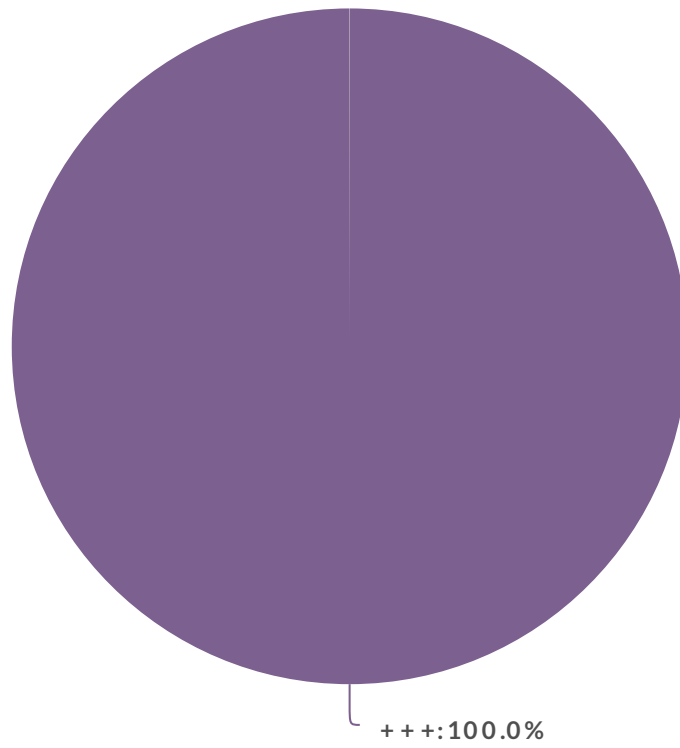
| Value | Percent | Count |
|-------|---------|-------|
| +++   | 42.9%   | 3     |
| ++    | 57.1%   | 4     |
| Total |         | 7     |

## 1.4 - Any comments regarding this section "Achievements, efficiency"



| Count | Response   |
|-------|--|
| 1     | It was a very productive meeting and the very structures agenday supported the work a lot! |
| 1     | The next steps were analysed by the partners   |
| 1     | Very efficient meeting, well hosted  |

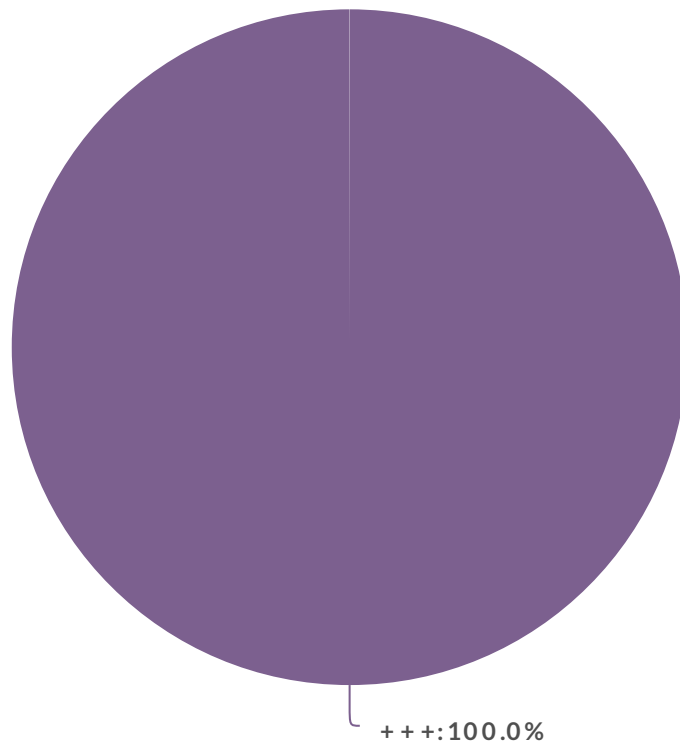
## 2.1 - Selection of topics addressed in the meeting



| Value | Percent | Count |
|-------|---------|-------|
| +++   | 100.0%  | 7     |
| Total |         | 7     |

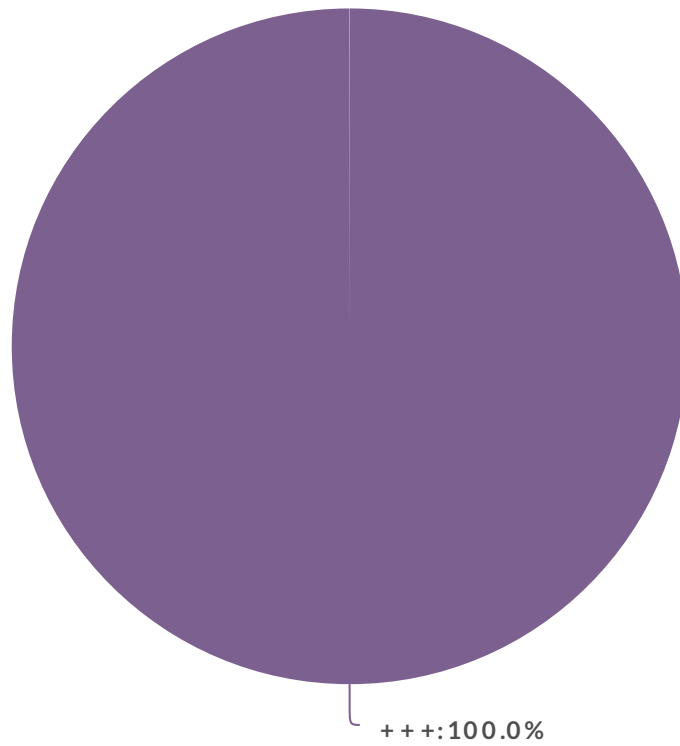


## 2.2 - Appropriateness of agenda, clear relation to project aims



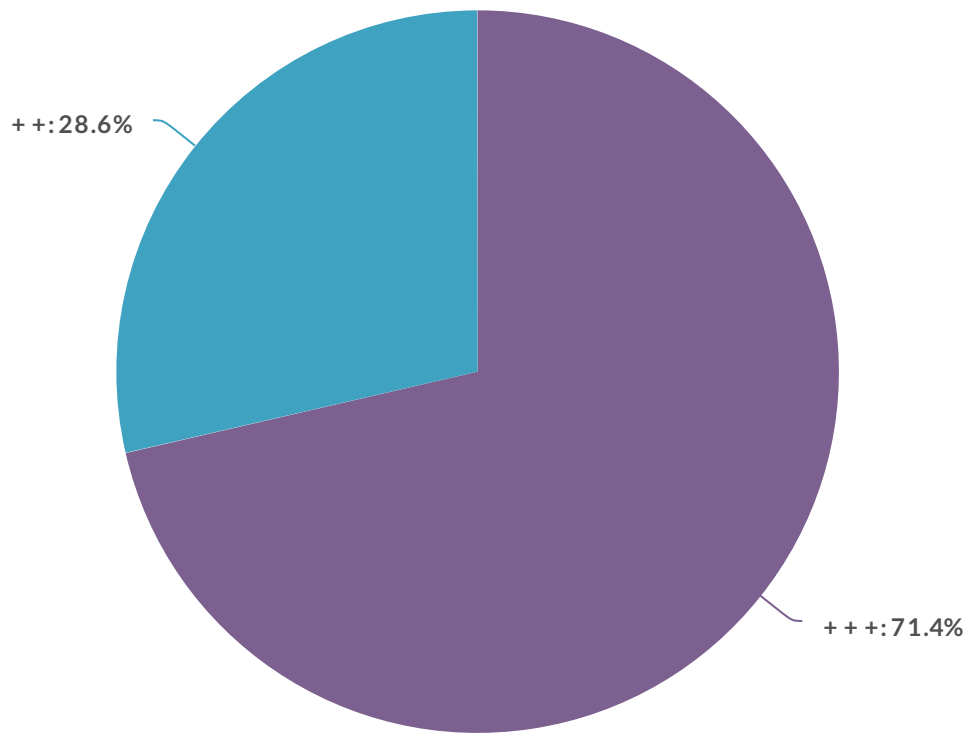
| Value | Percent | Count |
|-------|---------|-------|
| +++   | 100.0%  | 7     |
| Total |         | 7     |

### 2.3 - Quality of documents and working materials



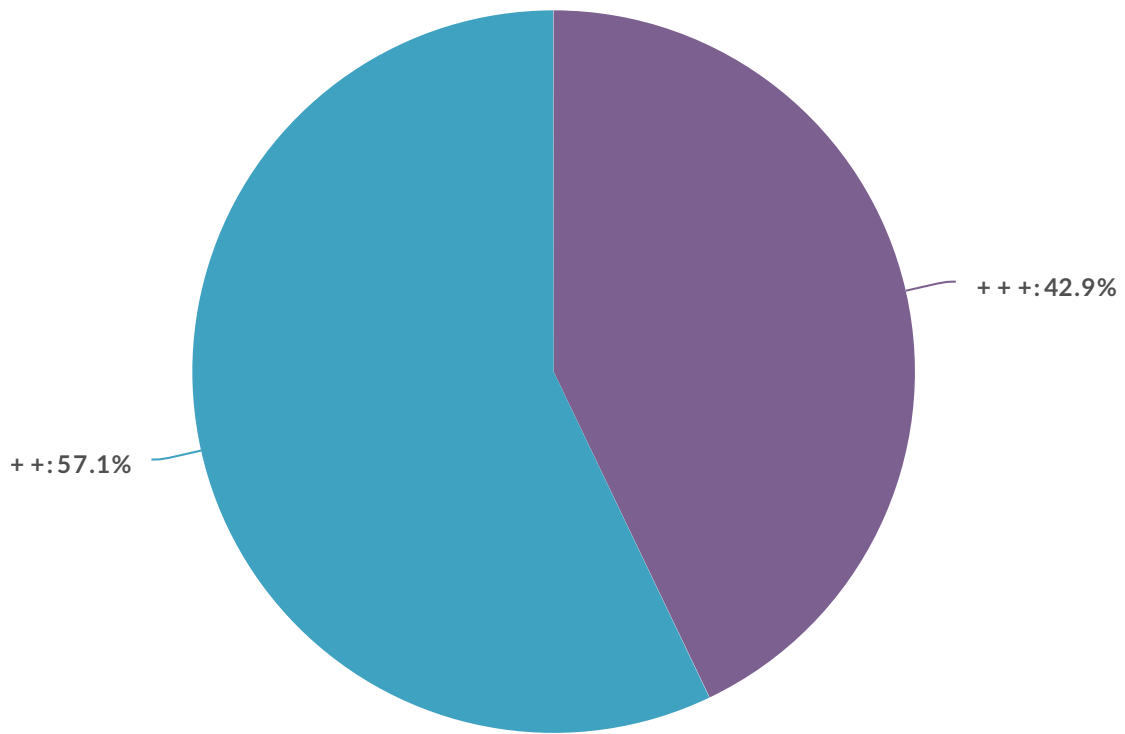
| Value | Percent | Count |
|-------|---------|-------|
| +++   | 100.0%  | 7     |
| Total |         | 7     |

## 2.4 - Balance of the meeting programme (duration, work vs. free time, social activities)



| Value | Percent | Count |
|-------|---------|-------|
| +++   | 71.4%   | 5     |
| ++    | 28.6%   | 2     |
| Total |         | 7     |

## 2.5 - Level of satisfaction with the practical arrangements (meeting venue, accomodation, meals)



| Value        | Percent | Count    |
|--------------|---------|----------|
| +++          | 42.9%   | 3        |
| ++           | 57.1%   | 4        |
| <b>Total</b> |         | <b>7</b> |




2.6 - Any comments regarding this section  
"Structure, content and delivery of the meeting"

Count



Response

---



### 3.1 - Extent to which each partner contributed to the meeting

| Value        | Percent |  | Count    |
|--------------|---------|--|----------|
| +++          | 14.3%   |  | 1        |
| ++           | 57.1%   |  | 4        |
| +            | 28.6%   |  | 2        |
| <b>Total</b> |         |  | <b>7</b> |

### 3.2 - Mutual understanding amongst partners about the project

| Value        | Percent |  | Count    |
|--------------|---------|--|----------|
| +++          | 28.6%   |  | 2        |
| ++           | 71.4%   |  | 5        |
| <b>Total</b> |         |  | <b>7</b> |

### 3.3 - Level of satisfaction with working language



| Value | Percent |  | Count |
|-------|---------|--|-------|
| +++   | 71.4%   |  | 5     |
| ++    | 28.6%   |  | 2     |
| Total |         |  | 7     |



### 3.4 - Any comments regarding this section "Quality of transnational cooperation"

| Count | Response   |
|-------|--|
| 1     | A few partners are still a bit passive but I see some improvements   |
| 1     | Most of the partners contribute actively but I miss the active contribution of one partner - in the survey and during the meeting. I am not sure for the reasons |

#### 4. - Overall satisfaction with the meeting:

| Value        | Percent |  | Count    |
|--------------|---------|--|----------|
| +++          | 85.7%   |  | 6        |
| ++           | 14.3%   |  | 1        |
| <b>Total</b> |         |  | <b>7</b> |

## 5. - What did you appreciate most during the project meeting?

| Count | Response   |
|-------|--|
| 1     | One more question would have to be added: What did you appreciate less during the project meeting?   |
| 1     | The efficient and professional way the partners worked together and the ability to book progress without the presence of the project manager |
| 1     | The good and constructive working climate  |
| 1     | The meeting went very smoothly, efficiently organized. good working atmosphere.  |
| 1     | The partners' involvement and expertise  |
| 1     | The schedule of the meeting, social events.  |
| 1     | Very well chaired, efficient. Level5 explanation was very good this time.  |

6. - Do you have any suggestions for how we might improve the VALMOPRIS project meetings in the future?

| Count | Response                        |
|-------|---------------------------------|
| 1     | Go on like that!                |
| 1     | Things are developing very well |
| 1     | no                              |